




★  
middle  
east  
GOLD EDITION



# interactions

▶ 1

Judith Tanka  
Paul Most










e-learning

Listening and Speaking ◀

Mc  
Graw  
Hill

[www.mhhe.com/interactionsmosaic](http://www.mhhe.com/interactionsmosaic)

# Table of Contents

	Welcome to Interactions/Mosaic Middle East Edition .....	vi
	Scope and Sequence .....	xii
	<b>Chapter 1</b> Academic Life Around the World .....	2
	<b>Chapter 2</b> Experiencing Nature .....	22
	<b>Chapter 3</b> Living to Eat, or Eating to Live? .....	40
	<b>Chapter 4</b> In the Community .....	62
	<b>Chapter 5</b> Home .....	82
	<b>Chapter 6</b> Cultures of the World .....	100
	<b>Chapter 7</b> Health .....	120
	<b>Chapter 8</b> Entertainment and the Media .....	142
	<b>Chapter 9</b> Social Life .....	160
	<b>Chapter 10</b> Sports .....	180
	Appendices .....	200
	Audioscript .....	208
	Vocabulary Index .....	236
	Skills Index .....	238

v



# Scope and Sequence

Chapter	Listening	Speaking	Critical Thinking
<b>1 Academic Life Around the World</b> page 2 	<ul style="list-style-type: none"><li>■ Listening for main ideas</li><li>■ Listening for details</li><li>■ Listening to an advisor's presentation</li><li>■ Distinguishing among -s endings</li></ul>	<ul style="list-style-type: none"><li>■ Introducing yourself and others</li><li>■ Leaving telephone messages</li><li>■ Giving telephone messages</li><li>■ Discussing body language</li></ul>	<ul style="list-style-type: none"><li>■ Guessing meaning from context</li><li>■ Interpreting a photo</li><li>■ Predicting the content before listening</li><li>■ Distinguishing main ideas from details</li><li>■ Summarizing ideas using key words</li></ul>
<b>2 Experiencing Nature</b> page 22 	<ul style="list-style-type: none"><li>■ Listening for main ideas</li><li>■ Listening for details</li><li>■ Distinguishing between <i>can</i> and <i>can't</i></li><li>■ Listening to a story about camping</li><li>■ Listening to weather forecasts</li></ul>	<ul style="list-style-type: none"><li>■ Discussing vacation plans</li><li>■ Talking about abilities</li><li>■ Talking about the weather and seasons</li><li>■ Expressing likes and dislikes</li></ul>	<ul style="list-style-type: none"><li>■ Interpreting a photo</li><li>■ Using a T-chart to compare two sides of a topic</li><li>■ Distinguishing main ideas from details</li><li>■ Summarizing ideas using key words</li></ul>
<b>3 Living to Eat, or Eating to Live?</b> page 40 	<ul style="list-style-type: none"><li>■ Listening for main ideas</li><li>■ Listening for details</li><li>■ Distinguishing between <i>teens</i> and <i>tens</i></li><li>■ Listening to radio advice on healthy eating</li><li>■ Connecting native foods to their locations</li></ul>	<ul style="list-style-type: none"><li>■ Interviewing people about food shopping</li><li>■ Using count and non-count nouns in questions</li><li>■ Comparing eating habits at home and when traveling</li><li>■ Ordering food</li><li>■ Refusing food politely</li></ul>	<ul style="list-style-type: none"><li>■ Interpreting a photo</li><li>■ Interviewing with possible follow-up questions</li><li>■ Taking notes on causes and effects</li><li>■ Explaining a process</li><li>■ Speculating on the outcome of a situation</li></ul>



Chapter	Listening	Speaking	Critical Thinking
<b>4 In the Community</b> page 62 	<ul style="list-style-type: none"> <li>■ Listening for main ideas</li> <li>■ Listening for details</li> <li>■ Following directions</li> </ul>	<ul style="list-style-type: none"> <li>■ Talking about running errands</li> <li>■ Describing locations in a city</li> <li>■ Asking for and giving directions</li> <li>■ Describing your neighborhood</li> <li>■ Comparing cities and towns</li> </ul>	<ul style="list-style-type: none"> <li>■ Interpreting a photo</li> <li>■ Using a concept map to make comparisons</li> <li>■ Summarizing ideas using key words</li> </ul>
<b>5 Home</b> page 82 	<ul style="list-style-type: none"> <li>■ Listening for main ideas</li> <li>■ Listening for details</li> <li>■ Distinguishing among past tense <i>-ed</i> endings</li> <li>■ Listening to a house tour</li> <li>■ Following house-sitting instructions</li> </ul>	<ul style="list-style-type: none"> <li>■ Talking about finding somewhere to live</li> <li>■ Describing a moving day</li> <li>■ Interviewing someone about an apartment</li> <li>■ Making and answering requests</li> <li>■ Interviewing possible roommates</li> </ul>	<ul style="list-style-type: none"> <li>■ Interpreting a photo</li> <li>■ Explaining a process</li> <li>■ Taking notes while separating positive from negative details</li> <li>■ Using a multi-column chart to fill in notes and organize a plan</li> <li>■ Summarizing ideas using key words</li> </ul>
<b>6 Cultures of the World</b> page 100 	<ul style="list-style-type: none"> <li>■ Listening for main ideas</li> <li>■ Listening for details</li> <li>■ Listening to a lecture about coming of age ceremonies</li> <li>■ Listening to instructions for setting a formal dinner table</li> </ul>	<ul style="list-style-type: none"> <li>■ Comparing customs</li> <li>■ Discussing minimum age requirements in different cultures</li> <li>■ Talking about dining customs and table manners</li> <li>■ Apologizing</li> </ul>	<ul style="list-style-type: none"> <li>■ Interpreting a photo</li> <li>■ Using a matrix diagram to organize ideas</li> <li>■ Summarizing ideas using key words</li> </ul>
<b>7 Health</b> page 120 	<ul style="list-style-type: none"> <li>■ Listening for main ideas</li> <li>■ Listening for details</li> <li>■ Listening to a health club tour</li> <li>■ Distinguishing between rising and falling intonation in tag questions</li> <li>■ Listening to medical advice</li> <li>■ Listening to phone messages from healthcare professionals</li> </ul>	<ul style="list-style-type: none"> <li>■ Forming and using tag questions with correct intonation</li> <li>■ Asking for and giving advice</li> <li>■ Discussing smoking—advertising and laws</li> <li>■ Talking to healthcare workers: making appointments by phone</li> </ul>	<ul style="list-style-type: none"> <li>■ Interpreting a photo</li> <li>■ Using a problem-solution chart to list and clarify symptoms and treatments</li> <li>■ Completing a questionnaire on stress and interpreting the score</li> <li>■ Summarizing a medical visit using key words</li> </ul>





Vocabulary Building	Pronunciation	Focus on Testing
<ul style="list-style-type: none"> <li>Terms to describe locations in a city</li> <li>Expressions for giving and asking for directions</li> </ul>	<ul style="list-style-type: none"> <li>Identifying and practicing stressed words</li> <li>Comparing reduced and unreduced pronunciation</li> </ul>	<ul style="list-style-type: none"> <li>Using context clues to guess locations</li> </ul> <p><b>TOEFL® iBT</b></p>
<ul style="list-style-type: none"> <li>Terms to talk about apartments</li> <li>Common verbs related to moving</li> <li>Expressions for making and answering requests</li> <li>Verbs and frequency expressions to explain homecare</li> </ul>	<ul style="list-style-type: none"> <li>Identifying and practicing stressed words</li> <li>Comparing reduced and unreduced pronunciation</li> <li>Pronouncing past tense <i>-ed</i> endings</li> </ul>	<ul style="list-style-type: none"> <li>Using context clues to guess what speakers are implying</li> </ul> <p><b>TOEFL® iBT</b></p>
<ul style="list-style-type: none"> <li>Adjectives describing feelings</li> <li>Expressions for apologizing</li> <li>Correct use of 'I'm sorry' vs. 'Excuse me'</li> <li>Terms used related to table settings and table manners</li> </ul>	<ul style="list-style-type: none"> <li>Identifying and practicing stressed words</li> <li>Comparing reduced and unreduced pronunciation</li> </ul>	<ul style="list-style-type: none"> <li>Using context clues to identify culturally incorrect behaviors</li> </ul> <p><b>TOEFL® iBT</b></p>
<ul style="list-style-type: none"> <li>Terms connected with a health club</li> <li>Terms describing symptoms and remedies</li> <li>Expressions for giving and accepting advice</li> <li>Terms used in expressing agreement or disagreement</li> </ul>	<ul style="list-style-type: none"> <li>Identifying and practicing stressed words</li> <li>Contrasting rising and falling intonation in tag questions</li> </ul>	<ul style="list-style-type: none"> <li>Using context clues to identify unusual details within situations</li> </ul> <p><b>TOEFL® iBT</b></p>

Chapter	Listening	Speaking	Critical Thinking
<b>8 Entertainment and the Media</b> page 142 	<ul style="list-style-type: none"> <li>■ Listening for main ideas</li> <li>■ Listening for details</li> <li>■ Listening to opinions about television</li> <li>■ Listening to a news report</li> <li>■ Listening to radio ads</li> </ul>	<ul style="list-style-type: none"> <li>■ Expressing, agreeing with, and disagreeing with opinions</li> <li>■ Discussing the qualities of good ads</li> <li>■ Talking about types of TV programs</li> <li>■ Describing favorite TV shows and movies</li> </ul>	<ul style="list-style-type: none"> <li>■ Interpreting a photo</li> <li>■ Identifying the four "W's" in a news report</li> <li>■ Summarizing news reports using key words</li> <li>■ Locating information in a TV guide.</li> </ul>
<b>9 Social Life</b> page 160 	<ul style="list-style-type: none"> <li>■ Listening for main ideas</li> <li>■ Listening for details</li> <li>■ Interpreting intonation used with exclamations</li> <li>■ Listening to a conversation on meeting old friends and a marriage match</li> <li>■ Listening to phone calls on entertainment</li> </ul>	<ul style="list-style-type: none"> <li>■ Discussing customs</li> <li>■ Giving and accepting compliments</li> <li>■ Discussing Parties</li> <li>■ Discussing preferences and experiences in spending free time</li> </ul>	<ul style="list-style-type: none"> <li>■ Interpreting a photo</li> <li>■ Comparing interests of old friends</li> <li>■ Gathering information from entertainment advertisements</li> <li>■ Summarizing research on upcoming events</li> </ul>
<b>10 Sports</b> page 180 	<ul style="list-style-type: none"> <li>■ Listening for main ideas</li> <li>■ Listening for details</li> <li>■ Listening to a conversation about martial arts</li> <li>■ Listening to a talk by a wrestler</li> <li>■ Listening to a sportscast</li> </ul>	<ul style="list-style-type: none"> <li>■ Explaining a sport</li> <li>■ Giving and understanding instructions</li> <li>■ Playing "Twenty Questions"</li> <li>■ Using correct nouns and verbs to describe sports and athletes</li> </ul>	<ul style="list-style-type: none"> <li>■ Interpreting a photo</li> <li>■ Organizing notes into an outline</li> <li>■ Summarizing a speech using key words</li> </ul>





Vocabulary Building	Pronunciation	Focus on Testing
<ul style="list-style-type: none"> <li>Terms for expressing opinions, agreeing and disagreeing</li> <li>Terms related to TV-watching habits</li> <li>Terms to describe types of TV programs</li> </ul>	<ul style="list-style-type: none"> <li>Identifying and practicing stressed words</li> <li>Comparing reduced and unreduced pronunciation</li> </ul>	<ul style="list-style-type: none"> <li>Using context clues to identify products and services in commercials</li> </ul> <p><b>TOEFL® iBT</b></p>
<ul style="list-style-type: none"> <li>Terms connected with friendship</li> <li>Exclamations</li> <li>Expressions used in giving and accepting compliments</li> <li>Terms to talk about personal qualities and compatibility</li> <li>Terms connected with parties and common entertainment activities</li> </ul>	<ul style="list-style-type: none"> <li>Identifying and practicing stressed words</li> <li>Using appropriate intonation with exclamations</li> </ul>	<ul style="list-style-type: none"> <li>Using context clues to guess the nature of interpersonal relationships</li> </ul> <p><b>TOEFL® iBT</b></p>
<ul style="list-style-type: none"> <li>Nouns vs. verbs to describe sports and athletes</li> <li>Terms used in a sportscast</li> <li>Terms for giving instructions</li> <li>Terms to ensure comprehension</li> <li>Terms to ask for clarification</li> </ul>	<ul style="list-style-type: none"> <li>Identifying and practicing stressed words</li> <li>Comparing reduced and unreduced pronunciation</li> <li>Pronouncing the North American <i>t</i></li> <li>Dropping the <i>h</i> sound in unstressed words</li> </ul>	<ul style="list-style-type: none"> <li>Using context clues to identify different sports</li> </ul> <p><b>TOEFL® iBT</b></p>

# Introducing the Interactions 1 Listening/Speaking Characters




Name: Ming  
Nationality: Chinese



Name: Peter  
Nationality: Puerto Rican



Name: Jack  
Nationality: American



Name: Lee  
Nationality: Korean



Name: Ali  
Nationality: American





Name: Salma  
Nationality: Lebanese



Name: Yolanda  
Nationality: American



Name: Kenji  
Nationality: Japanese



Name: Andrew  
Nationality: American

Chapter

1

# Academic Life Around the World


## In This Chapter

Conversation:	Meeting New Friends
Presentation:	School Orientation
Getting Meaning from Context:	New School Experiences
Real-World Tasks:	Listening to Telephone Messages

“ Teachers open the door. You enter by yourself. ”


—Chinese proverb





### Connecting to the Topic

- 1 Look at the people in the photo. Where are they? What's their relationship to one another?
- 2 Think of some of your close friends. How did you meet them?
- 3 What types of information are important to get on the first day of a new class?



## Part 1 Conversation: Meeting New Friends

### Before You Listen



1 **Prelistening Questions** Answer the questions with a partner.



▲ Jack and Peter in the lobby of their building

1. What do you say when you meet someone for the first time?
2. What body language or gestures do you use when you meet someone new?  
For example, do you hug or shake hands?
3. What body language or gestures do you use when you greet a good friend?  
A classmate? A co-worker?





**2 Previewing Vocabulary** Listen to these words and phrases from the conversation. Then complete the sentences with the words and phrases.

**Verbs**

came over (come over)  
move into  
sound  
stop by  
take

**Expressions**

call me  
No kidding!

1. His name is Kenji. I don't think that's an English name. It sounds Japanese.
2. We have a new house, but we can't \_\_\_\_\_ it until next month.
3. My friend is in the hospital. I will \_\_\_\_\_ tomorrow and bring her flowers.
4. You have seven brothers and one sister? \_\_\_\_\_
5. My name is Robert Browning. But please, \_\_\_\_\_ Bob.
6. I was born in the United States, but my parents \_\_\_\_\_ from Korea 35 years ago.
7. If your major is Asian Studies, I'm sure you have to \_\_\_\_\_ Chinese and probably some other Asian languages, too.

**Listen**

**3 Listening for Main Ideas** Jack, Peter, and Bruce are students at Faber College. They meet in the lobby of their apartment building. Close your book as you listen. Prepare to answer these questions:

1. Which students already know each other?
2. What information do you find out about Bruce?
3. What will the students do after this conversation?

Compare and discuss your answers with a partner.



**4 Listening for Details** Listen again if necessary. Write *T* if a statement is true and *F* if it is false.

- \_\_\_\_\_ 1. Bruce was born in Hong Kong.
- \_\_\_\_\_ 2. Peter plans to take a Chinese class.
- \_\_\_\_\_ 3. Jack and Peter are roommates.

## Stress



In spoken English, important words are stressed. This means that they are spoken louder, longer, or higher than other words. Stressed words usually give the most important information. These kinds of words are usually stressed: verbs, nouns, adjectives, adverbs, numbers, and negatives like "isn't," "don't," and "can't."

### Example

My **name** is **Peter**.

I'm in **apartment two-twelve**.

**Maybe** you could **help** me.

**We're** on the **same floor**.



**5 Listening for Stressed Words** Listen to the conversation again. Some of the stressed words are missing. During each pause, repeat the phrase or sentence. Then fill in the blanks with the words you hear.

**Jack:** \_\_\_\_\_! How are you \_\_\_\_\_?

**Peter:** Hi. You're \_\_\_\_\_, right?

**Jack:** Yeah. And, \_\_\_\_\_, you're ... ?

**Peter:** Peter. Peter Riley.

**Jack:** Oh, yeah, we \_\_\_\_\_ on \_\_\_\_\_ last week. Peter, this is my \_\_\_\_\_, Bruce Lee. He's just \_\_\_\_\_ into the \_\_\_\_\_.

**Peter:** Hi, Bruce Lee.

**Bruce:** \_\_\_\_\_ to \_\_\_\_\_ you. You can just \_\_\_\_\_ me Bruce. Lee's my \_\_\_\_\_.

**Peter:** Oh. Lee. That \_\_\_\_\_ . . .

**Bruce:** Chinese.

**Peter:** Oh. So, you're from . . .

**Bruce:** . . . from San Francisco. My parents \_\_\_\_\_ from Hong Kong before I was \_\_\_\_\_.

**Peter:** Oh, that's cool. Actually, uh, I was \_\_\_\_\_ of taking \_\_\_\_\_ this \_\_\_\_\_. Maybe you could \_\_\_\_\_ me.

**Bruce:** Well, my Chinese really isn't very \_\_\_\_\_ . . .



**Jack:** Uh, listen, Peter. We're \_\_\_\_\_ . Do you want to get \_\_\_\_\_ to \_\_\_\_\_ with us?

**Peter:** Sorry, I \_\_\_\_\_ . I have to go \_\_\_\_\_ my new \_\_\_\_\_ .

**Jack:** Oh, OK. Well, \_\_\_\_\_ by sometime. I'm up in \_\_\_\_\_ .

**Peter:** Hey, I'm on the same \_\_\_\_\_ . I'm in \_\_\_\_\_ .

**Jack:** No kidding . . .

**Peter:** Well, \_\_\_\_\_ you, Bruce. I'm sure I'll \_\_\_\_\_ you \_\_\_\_\_ .

**Bruce and Jack:** See you later.

Now read the conversation with two other classmates. Practice stressing words correctly.

### Reductions



In spoken English, important words are usually stressed. Other words are not stressed; they are often *reduced* or *shortened*. These kinds of words are often reduced: prepositions, articles, pronouns, forms of the verb *to be*, and the words *and*, *or*, and *but*.

#### Unreduced Pronunciation

Do you want to . . .

How are you doing?

Nice to meet you.

#### Reduced Pronunciation\*

D'ya wanna . . .

How're ya doing?

Niceta meetcha.

Speakers usually use unreduced pronunciation in formal speech and reduced pronunciation in informal speech.



**6 Comparing Unreduced and Reduced Pronunciation** The following sentences come from the conversation. Listen for the difference between unreduced and reduced pronunciation. Repeat both forms after the speaker.

#### Unreduced Pronunciation

- Hi! How are you doing?
- Do you want to get something to eat with us?
- I have to meet my new classmates.
- I'll see you soon.

#### Reduced Pronunciation\*

- Hi! How're ya doing?
- D'ya wanna get something to eat with us?
- I hafta meet my new classmates.
- I'll see ya soon.

\* Note: The reduced forms are not acceptable spellings in written English.



**7 Listening for Reductions** Listen to the following sentences. You'll hear the reduced pronunciations of some words. Repeat each sentence during the pause. Then write the unreduced forms of the missing words in the blanks.

1. \_\_\_\_\_ feeling?
2. \_\_\_\_\_ in an hour.
3. Jack, \_\_\_\_\_  
eat at the cafeteria?
4. When \_\_\_\_\_  
meet?

With a partner, read the sentences. Practice reduced pronunciation.

### After You Listen



**8 Reviewing Vocabulary** Work in pairs: Student A should look at page 200. Student B should look at page 204.

### Pronunciation



#### THE -S ENDING

The -s at the end of verbs, plural nouns, and possessive nouns can be pronounced differently, depending on the end of the word.

/ɪz/ after -ch, -sh, -s, -x, and -z endings.

**Examples**

teaches, boxes, buses, brushes

/s/ after voiceless -k, -f, -p, or -t endings.

**Examples**

drinks, stops, hits, puts

/z/ after voiced endings.

**Examples**

carries, brings, father's, rides





**9 Distinguishing Among -s Endings** Listen and write the words. Then check the sound you hear. The first one is done as an example.

	/iz/	/s/	/z/
1. _____ <i>plays</i> _____	<input type="checkbox"/>	<input type="checkbox"/>	<input checked="" type="checkbox"/>
2. _____	<input type="checkbox"/>	<input type="checkbox"/>	<input type="checkbox"/>
3. _____	<input type="checkbox"/>	<input type="checkbox"/>	<input type="checkbox"/>
4. _____	<input type="checkbox"/>	<input type="checkbox"/>	<input type="checkbox"/>
5. _____	<input type="checkbox"/>	<input type="checkbox"/>	<input type="checkbox"/>
6. _____	<input type="checkbox"/>	<input type="checkbox"/>	<input type="checkbox"/>
7. _____	<input type="checkbox"/>	<input type="checkbox"/>	<input type="checkbox"/>
8. _____	<input type="checkbox"/>	<input type="checkbox"/>	<input type="checkbox"/>
9. _____	<input type="checkbox"/>	<input type="checkbox"/>	<input type="checkbox"/>
10. _____	<input type="checkbox"/>	<input type="checkbox"/>	<input type="checkbox"/>



**10 Pronouncing -s Endings** Work with a partner. Ask each other the following questions and answer them in complete sentences. Pay attention to the pronunciation of the -s endings.

1. Where does your teacher work?
2. What does he or she teach?
3. How much homework does your teacher give you?
4. When does your class begin?
5. When does your class end?
6. How many books does a college student usually buy each term?
7. How long does it take for you to get to school?
8. What kind of things do you bring to school every day?
9. How many subjects did you study in high school?
10. What does a student do if he or she wants to ask a question in class?



▲ How much homework does your teacher give you?

## Using Language Functions

### INTRODUCING YOURSELF AND OTHERS

Read this part of the conversation between Peter, Jack, and Bruce. Notice the words Jack uses to introduce Bruce.

**Jack:** Peter, this is my friend, Bruce Lee.

**Peter:** Hi, Bruce.

**Bruce:** Nice to meet you.

The following expressions are often used when English speakers introduce themselves or others.

Functions	Expressions		
	Speaker A	Speaker B	Speaker C
Introducing Others	Sharon, this is my friend, Kim.	Hi, Kim.	Nice to meet you.
	Linda, I'd like you to meet my classmate, Evan.	Good to meet you, Evan.	You, too.
	Mom, I'd like to introduce you to my teacher, Mr. Saunders.	Pleasure to meet you.	Same here.
Introducing Yourself	Hi, I'm Judy. I'm your neighbor in 206.	Nice to meet you.	
	My name is Denise.	Hi, Denise. I'm Ricardo.	



### 11 Making Introductions Practice introducing classmates to each other.

- Sit in a circle if possible.
- Write your first name on a card and put the card on your desk for everyone to see.
- Ask a student next to you three or four questions like these:
  - Where are you from?
  - What do you do?
  - Do you work?
  - Do you have a hobby?
- Now introduce your partner to several other students in the class.

**Example** Jose, this is Noriko. Noriko, this is Jose. Jose is from Mexico. He's a full-time student. He enjoys sports and reading.



### Culture Note

In informal introductions, English speakers use first names. In formal situations, they use titles such as Mr., Mrs., or Ms.

When introducing someone, don't just say his or her name. It's polite to give some information to help begin a conversation. (This is my friend, cousin, instructor.)

When meeting someone for the first time, it isn't polite to ask personal questions about money, age, or religion.

5. Put away your name cards. Walk around the room and see how many names you can remember. If you can't remember someone's name, use expressions like these:

- Excuse me, what was your name again?
- I'm sorry, can you tell me your name again?
- I'm sorry, I didn't catch your name.
- You're Paul, right?



**12 Role-Play: A First Meeting** Joe and Peter are students at the same college. They meet for the first time at the student cafeteria when their trays collide. What do they say? How do they feel? Will they meet again? Prepare a conversation with a partner. Memorize your lines and put on a skit for the class.



## Part 2 Presentation: School Orientation

### Before You Listen



**1 Prelistening Questions** You will hear a short speech by a school advisor on the first day of an English language program. Before you listen, answer these questions with a partner.

1. What usually happens on the first day in a language program?
2. What information do students probably get?
3. How did you feel on the first day of your English program or course?



**2 Previewing Vocabulary** Listen to the underlined words and phrases. You will hear the underlined words and phrases in the presentation. Write the letter of the correct definition beside each sentence.

#### Sentences

1. \_\_\_\_\_ My advisor always gives me good advice about what classes to take.
2. \_\_\_\_\_ David has a busy schedule. He has two classes in the morning and three classes in the afternoon.
3. \_\_\_\_\_ Many large universities in North America have swimming pools, tennis courts, and other sports facilities.
4. \_\_\_\_\_ New workers in my company go to an orientation on their first day of work to learn all the necessary information about the company rules.
5. \_\_\_\_\_ I'm not sure if my English is intermediate or advanced, so I have to take a placement test.

#### Definitions

- a. A list of activities and their times
- b. Places or areas for special activities
- c. An exam to find a student's correct place or level
- d. A person who helps you plan your courses
- e. An informational meeting



## Listen

### Strategy

#### Hints for Taking Notes

- Don't try to write everything you hear.
- Focus only on important information.
- Don't write complete sentences; write key words only.
- Don't write small details.



### 3 Listening for Main Ideas



▲ An advisor gives a presentation to new students

1. Listen to the advisor's presentation. To help you remember the main ideas, take notes on a piece of paper. (Complete this before continuing to item 2.)
2. Look at the notes below. They show the main ideas of the presentation. Do your notes have the same points? If yes, then you understood the main ideas!

#### Main Ideas

Speaker: Gina Richards

Schedule Today:

- Placement Test
- Orientation
- Campus Tour



**4 Listening for Specific Information** Listen again. This time, add details to the main ideas.

### Main Ideas and Details

Speaker: Gina Richards

Schedule Today:

- Placement Test

- Orientation

- Campus Tour

### After You Listen



**5 Summarizing Ideas** Compare your notes with a partner's. Summarize the presentation in your own words. As you speak, look at your notes to help you remember.

**Example** In this speech, Gina Richards speaks to new students in an English program. Gina is an advisor. She tells them about . . .



**6 Reviewing Vocabulary** Ask and answer the following questions with a partner. Use the underlined vocabulary in your answers.

1. What is your daily schedule on Mondays? Tell the times and activities.
2. Talk about the placement test you took in your language school. How long was it? How many parts did it have? Which part was the most difficult? If your school doesn't have a placement test, who decided your English level?
3. Discuss what type of information you might hear:  
at an orientation for first-year students at a college or university.  
at an orientation for a group of tourists visiting your hometown or city.  
at an orientation for parents before the first day of kindergarten.
4. What kinds of facilities does your school have? Are they free or do you have to pay to use them? What new facilities would you like your school to add?
5. What is necessary to be a good advisor? At your school, who is a good advisor to you? How does she or he help you?



## Part 3 Strategies for Better Listening and Speaking

TOEFL® iBT

### Focus on Testing

#### Getting Meaning from Context

If you don't understand everything that English speakers say, use your guessing ability. How?

- Listen to clues, or signals, that help you guess.
- Words that you already know can be clues to new words.
- Grammar, stress, and intonation can also be clues to meaning.

Read the sentence below. Can you guess the meaning of the new word from all the other words you know?

Basic English is a prerequisite before you can take Intermediate English.

↓ clue                      ↓ new word                      ↓ clue                      ↓ clue

You can guess that *prerequisite* means *something that is necessary before something else*.

Many tests such as the TOEFL® iBT measure your academic listening and speaking abilities. This activity, and others in the book, will develop your social and academic communication abilities, and provide a foundation for success on a variety of standardized tests.



**Using Context Clues** Listen to a conversation between Bruce, Peter, and Peter's new classmate, Kenji.

1. The conversation is in five parts. Listen to the beginning of each part. Then listen to the question.
2. Stop the recording after the question and choose the best answer to each question.
3. In the Clues column, write the words that helped you choose your answer.
4. Start the recording again. Listen to the last part of each conversation to hear the correct answer.

\* TOEFL is a registered trademark of Education Testing Service (ETS). This publication is not endorsed or approved by ETS.

Answers	Clues
1. <input type="radio"/> A in class <input type="radio"/> B at the student orientation <input type="radio"/> C at a pizza restaurant	<i>cheese, pepperoni, mushrooms, hungry, medium, large</i>
2. <input type="radio"/> A testing advisor <input type="radio"/> B chemistry professor <input type="radio"/> C teaching assistant	
3. <input type="radio"/> A It's different from Japan. <input type="radio"/> B It's a terrible place. <input type="radio"/> C It's similar to Japan.	
4. <input type="radio"/> A go to the tennis courts between 8 A.M. and 5 P.M. <input type="radio"/> B telephone between 8 A.M. and 5 P.M. <input type="radio"/> C pay between \$5 and \$8	
5. <input type="radio"/> A reserve a tennis court <input type="radio"/> B play tennis together <input type="radio"/> C go to class together	

### Talk It Over

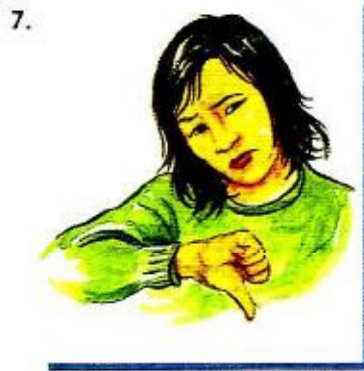

#### UNDERSTANDING BODY LANGUAGE

In face-to-face situations, body language—gestures, facial expressions, and eye contact—can give you important clues to help you understand the speaker.



**1 Using Body Language** Now discuss what the gestures on the next page mean in different cultures.





Use body language to show the following situations.

1. You don't know the answer to the question.
2. You think that the class is boring.
3. You can't hear what someone is saying.
4. Someone on the phone is talking too much.

## Part 4 Real-World Tasks: Telephone Messages



**1 Listening to Telephone Messages** When Peter and Kenji cannot answer their phone, people leave messages on their voice mail. Listen to each message. Write the important information in the spaces below. Then, compare your notes with a partner.

Example

**WHILE YOU WERE OUT**

To: Kenji

From: Dr. Brown's office

Message: Can you change your appointment to Wednesday at 2:00? Dr. Brown can't see you on Tuesday.

Phone Number: 555-0162

1.

**WHILE YOU WERE OUT**

To: \_\_\_\_\_

From: \_\_\_\_\_

Message: \_\_\_\_\_

\_\_\_\_\_

\_\_\_\_\_

\_\_\_\_\_

Phone Number: \_\_\_\_\_

2.

**WHILE YOU WERE OUT**

To: \_\_\_\_\_

From: \_\_\_\_\_

Message: \_\_\_\_\_

\_\_\_\_\_

\_\_\_\_\_

\_\_\_\_\_

Phone Number: \_\_\_\_\_



3. **WHILE YOU WERE OUT**

To: \_\_\_\_\_

From: \_\_\_\_\_

Message: \_\_\_\_\_

\_\_\_\_\_

\_\_\_\_\_

\_\_\_\_\_

Phone Number: \_\_\_\_\_

4. **WHILE YOU WERE OUT**

To: \_\_\_\_\_

From: \_\_\_\_\_

Message: \_\_\_\_\_

\_\_\_\_\_

\_\_\_\_\_

\_\_\_\_\_

Phone Number: \_\_\_\_\_

5. **WHILE YOU WERE OUT**

To: \_\_\_\_\_

From: \_\_\_\_\_

Message: \_\_\_\_\_

\_\_\_\_\_

\_\_\_\_\_

\_\_\_\_\_

Phone Number: \_\_\_\_\_

6. **WHILE YOU WERE OUT**

To: \_\_\_\_\_

From: \_\_\_\_\_

Message: \_\_\_\_\_

\_\_\_\_\_

\_\_\_\_\_

\_\_\_\_\_

Phone Number: \_\_\_\_\_



**2 Role-Play: Giving Telephone Messages** Work with a partner. Pretend you are Peter and Kenji. Look at your notes on pages 18 and 19. Take turns giving each other the messages.

**Example**

**Kenji:** Did I get any messages?

**Peter:** Yeah, Dr. Brown's office called.

**Kenji:** Oh, really? What did they say?

**Peter:** They want to change your appointment from Tuesday to Wednesday.

**Kenji:** Did they leave a phone number?

**Peter:** Uh-huh. It's 555-0162.

### Strategy

#### Telephone Numbers

When saying telephone numbers, English speakers will understand you better if you:

- pause after the area code.
- pause after the first three numbers, and between the next two pairs of numbers.
- raise your voice before every pause.
- lower your voice at the end.

#### Example


area code (310) 555-0162:

three-one-zero ^ five-five-five ^ zero-one ^ six-two



**3 Calling for Information** Bruce calls the college about a parking permit and talks to an administrative assistant. Listen to his conversation and complete the application form.

**PARKING PERMIT APPLICATION**

 **FABER COLLEGE**

Name: \_\_\_\_\_  
*Last First Middle initial*

Address: \_\_\_\_\_

Phone: \_\_\_\_\_

Car: \_\_\_\_\_  
*Make Model Year*

License plate: \_\_\_\_\_

Fall Semester       Request handicap parking space

Spring Semester

All year      Amount enclosed \$ \_\_\_\_\_



**4 Role-Play** Compare your application form with a partner. Then role-play Bruce and the administrative assistant discussing parking permits. Pronounce numbers carefully!





## Self-Assessment Log

Check the words you learned in this chapter.

### Nouns

- advisor
- facilities
- orientation
- placement test
- schedule

### Verbs

- came over (come over)
- move into
- sound
- stop by
- take

### Expressions

- call me
- No kidding!

Check the things you did in this chapter. How well can you do each one?

	Very well	Fairly well	Not very well
I can listen to and practice stress and reductions.	<input type="checkbox"/>	<input type="checkbox"/>	<input type="checkbox"/>
I can listen to and pronounce -s endings.	<input type="checkbox"/>	<input type="checkbox"/>	<input type="checkbox"/>
I can introduce myself and others.	<input type="checkbox"/>	<input type="checkbox"/>	<input type="checkbox"/>
I can take notes on a presentation.	<input type="checkbox"/>	<input type="checkbox"/>	<input type="checkbox"/>
I can summarize my notes.	<input type="checkbox"/>	<input type="checkbox"/>	<input type="checkbox"/>
I can guess meanings from context.	<input type="checkbox"/>	<input type="checkbox"/>	<input type="checkbox"/>
I can understand and talk about body language.	<input type="checkbox"/>	<input type="checkbox"/>	<input type="checkbox"/>
I can listen to and give telephone messages.	<input type="checkbox"/>	<input type="checkbox"/>	<input type="checkbox"/>

Write about what you did in this chapter.

In this chapter,

I learned \_\_\_\_\_

\_\_\_\_\_

I liked \_\_\_\_\_

\_\_\_\_\_

Chapter

2

# Experiencing Nature

## In This Chapter

Conversation:

Vacation Plans

Story:

Camping

Getting Meaning from Context: Talking About Seasons

Real-World Tasks:

Listening to a Weather Forecast

“ In every walk with nature, one receives far more than he seeks. ”

—John Muir  
American naturalist (1838–1914)





### Connecting to the Topic

- 1 Look at the photo. What do you see? Would you like to be in this place? Why or why not?
- 2 What kinds of outdoor activities do you enjoy?
- 3 What is your favorite kind of weather? Why?






## Part 1 Conversation: Vacation Plans

### Before You Listen



**1 Prelistening Questions** Look at the photo. Answer the questions with a partner.



▲ Jack and Peter

1. What are Jack and Peter thinking about?
2. Describe your perfect outdoor vacation. Where would you go? What would you do there?





**2 Previewing Vocabulary** Listen to these words and phrases from the conversation. Complete the sentences with these words and phrases.

Nouns	Verb	Adjectives	Expressions
chance of	get a tan	extra	how come
degrees		freezing	it's raining cats and dogs
weather forecast		sick of (verb + -ing)	

1. **A:** Wow. \_\_\_\_\_ you're all wet?

**B:** Because \_\_\_\_\_ outside, and I forgot my umbrella.

2. In the summer, I love to lie in the sun and \_\_\_\_\_.

3. The weather report in the newspaper says there's a 90 percent \_\_\_\_\_ snow tomorrow. Be sure to dress warm.

4. It's 20 \_\_\_\_\_ Celsius\* outside. You don't need a sweater.

5. When are we going to get to Las Vegas?  
We've been on the road for six hours.  
I am \_\_\_\_\_ driving.


6. **A:** Did you hear the \_\_\_\_\_  
\_\_\_\_\_ for tomorrow on the news?

**B:** Yes. It's going to be sunny and warm.  
A perfect day for the beach!

7. **A:** Why don't you turn on the heater?  
It's \_\_\_\_\_ in this room!

**B:** It's broken. We'll have to sleep in our coats tonight.

8. Do you have an \_\_\_\_\_ jacket? I forgot mine at home.



▲ It's raining cats and dogs.



### Listen

**3 Listening for Main Ideas** Jack, Peter, and Bruce are talking about weather and vacations. Close your book as you listen. Prepare to answer these questions.

1. Why does Peter want to go on vacation soon?
2. Where does Bruce prefer to go on vacation?
3. What do Jack and Peter agree about?

Compare and discuss your answers with a partner.

\*Equal to about 68° Fahrenheit.



**4 Listening for Details** Listen again if necessary. Write *T* if a statement is true and *F* if it is false.

- \_\_\_\_\_ 1. It is almost the end of the school year.  
\_\_\_\_\_ 2. Jack has never tried skiing.  
\_\_\_\_\_ 3. The weather isn't going to be better tomorrow.

### Stress



**5 Listening for Stressed Words** Listen to the conversation again. Some of the stressed words are missing. During each pause, repeat the phrase or sentence. Then fill in the blanks with words you hear.

#### Culture Note

In North America, the school year begins in September, and there is a long vacation in December called "winter break." In most cases, school starts again after the New Year.

**Peter:** Wow. Look. It's raining cats and dogs—\_\_\_\_\_! I

\_\_\_\_\_ this weather. When does winter

\_\_\_\_\_ start?

**Jack:** Winter break? It's only \_\_\_\_\_

**Peter:** I know, but I'm \_\_\_\_\_ of studying. I want to go someplace

\_\_\_\_\_ and lie on the \_\_\_\_\_ for a week.

Someplace where it's \_\_\_\_\_ and dry. Florida or Hawaii,

maybe?

**Jack:** Yeah. Where we can go \_\_\_\_\_ and snorkeling and get a

great \_\_\_\_\_. Now \_\_\_\_\_ my idea of a

perfect vacation.

**Bruce:** Not mine. I can't swim very well, and I \_\_\_\_\_ like lying in

the \_\_\_\_\_.

**Peter:** Oh, yeah? How come?

**Bruce:** I don't know. I just prefer the \_\_\_\_\_, especially in winter.

I \_\_\_\_\_ snowboarding. In fact, I'm \_\_\_\_\_

to go to Bear Mountain with some friends in \_\_\_\_\_. Do

you want to \_\_\_\_\_?

**Jack:** No thanks. I went there \_\_\_\_\_ year. I was

\_\_\_\_\_ the whole time. Anyway, I don't know how to

\_\_\_\_\_ very well. Last year I \_\_\_\_\_ about

a hundred times.



**Bruce:** Peter, how about you?

**Peter:** Sorry, I'm like Jack. I don't want to go \_\_\_\_\_ where it's below 70 \_\_\_\_\_.

**Jack:** By the way, what's the \_\_\_\_\_ forecast for tomorrow?

**Bruce:** The \_\_\_\_\_ as today. \_\_\_\_\_, cold, and a 90 percent \_\_\_\_\_ of rain.

**Jack:** Oh, no! I \_\_\_\_\_ my umbrella at the \_\_\_\_\_.

**Bruce:** You can \_\_\_\_\_ mine. I've got an \_\_\_\_\_ one.

Now read the conversation with two other classmates. Practice stressing words correctly.

### Reductions



**6 Comparing Unreduced and Reduced Pronunciation** The following sentences come from the conversation. Listen for the difference between unreduced and reduced pronunciation. Repeat both forms after the speaker.

#### Unreduced Pronunciation

1. It's raining cats and dogs.
2. I want to go someplace warm.
3. We can swim.
4. I'm going to go to Bear Mountain.
5. How about you?
6. I don't want to go.

#### Reduced Pronunciation\*

- It's raining cats 'n' dogs.  
I wanna go someplace warm.  
We kin swim.  
I'm gonna go ta Bear Mountain.  
How bouchu?  
I donwanna go.



**7 Listening for Reductions** Listen to the following conversation. You'll hear the reduced pronunciations of some words. Repeat each sentence during the pause. Then write the unreduced forms of the missing words in the blanks.

**Jack:** Hi, Bruce. Hi, Peter.

**Bruce and Peter:** Hey, Jack.

**Bruce:** What's happening?

**Jack:** I'm going to the campus recreation center. \_\_\_\_\_  
\_\_\_\_\_ come?

**Bruce:** What are you \_\_\_\_\_ do there?

**Jack:** Well, it's a nice day. We \_\_\_\_\_ swim \_\_\_\_\_ lie in the sun.

\* Note: The underlined forms are not acceptable spellings in written English.

**Bruce:** Thanks, but I \_\_\_\_\_ go.  
I'm too tired.

**Jack:** How \_\_\_\_\_, Peter?

**Peter:** I can't. I've \_\_\_\_\_ stay at home  
\_\_\_\_\_ study. Maybe tomorrow.

With a partner, repeat the dialogue. Practice reduced pronunciation.

### After You Listen



**8 Using Vocabulary** Discuss the following questions with a partner. Use the underlined vocabulary in your answers.

1. When you are sick of studying, what do you do to relax?
2. In your hometown, what is the coldest temperature, and what is the hottest temperature? (Use the word degrees in your answer.)
3. What is a safe way to get a tan?
4. Are you afraid to drive if it's raining cats and dogs? How much extra time do you give yourself when you drive in bad weather?
5. What is the chance of rain tomorrow in the area where you live?
6. What's the best place to get the weather forecast: TV, newspaper, or Internet?
7. Which is worse for you: to be freezing or to be too hot?

### Pronunciation



#### CAN OR CAN'T

Notice the difference between the pronunciations of *can* and *can't* in the following sentences.

I can meet you tomorrow.                      I can't meet you tomorrow.

*Can* is unstressed, so the vowel is reduced. It sounds like "kin." Stress only the main verb:

can meet.

*Can't* is stressed, so the vowel is not reduced. Stress both *can't* and the main verb:

can't meet.





**9 Distinguishing Between *Can* and *Can't*** Listen and repeat each statement. Circle *Can* if the statement is affirmative and *Can't* if the statement is negative.

- |        |       |         |       |
|--------|-------|---------|-------|
| 1. Can | Can't | 6. Can  | Can't |
| 2. Can | Can't | 7. Can  | Can't |
| 3. Can | Can't | 8. Can  | Can't |
| 4. Can | Can't | 9. Can  | Can't |
| 5. Can | Can't | 10. Can | Can't |

### Using Language Functions

#### TALKING ABOUT ABILITIES

You can use *can* and *can't* to talk about abilities.

**Example** Bruce can ski, but he can't swim.

Here are some other expressions for talking about what you can and can't do:

- I'm (not) able to (+ verb)
- I (don't) know how to (+ verb)
- I wish I could (+ verb)
- I'm (not) good at (+ verb + *-ing*)
- I'm (not) really good at (+ verb + *-ing*)

### Strategy

#### Graphic Organizer: T-Chart

T-charts can help you organize and compare two different sides of a topic.

For example:

- You can compare the advantages and disadvantages of an idea to help you make a decision.
- You can compare facts and opinions.
- You can list the strengths and weaknesses of an idea or of something you read or listen to.

#### Advantages/Disadvantages T-Chart

Topic: \_\_\_\_\_

Advantages	Disadvantages



**10 Talking About Abilities** Complete this chart. Then tell a partner about your abilities. Use *can*, *can't*, and the expressions from the list on page 29.

Abilities	
Things I Am Good At	Things I Am Not Good At
1.	1.
2.	2.
3.	3.
4.	4.

## Part 2 Story: Camping

### Before You Listen



**1 Prelistening Questions** You will hear a story about camping. Before you listen, answer these questions with a partner.

1. Have you ever gone camping? Tell about this experience. Where did you go? When? With whom?
2. Why do many people enjoy camping?
3. What unpleasant or dangerous things can happen while camping?



**2 Previewing Vocabulary** Listen to the underlined words and phrases. You will hear the underlined words and phrases in a story. Write the letter of the correct definition beside each sentence.

#### Sentences

1. \_\_\_\_\_ The view at the top of the mountain was incredible. The sunset was orange and purple.
2. \_\_\_\_\_ Please clean your muddy shoes before you come inside the house.
3. \_\_\_\_\_ When I'm sick of being in the city, I go hiking in the mountains.
4. \_\_\_\_\_ After the rain stopped, the sky was clear and sunny.
5. \_\_\_\_\_ After six months in another country, I couldn't wait to see my family again.
6. \_\_\_\_\_ Don't be scared of the dog; she is very sweet and gentle.

#### Definitions

- a. afraid
- b. walking out in nature
- c. wanted to do something very much
- d. unbelievable; very surprising
- e. covered with wet earth
- f. not cloudy



**Listen**

**3 Listening for Main Ideas** A husband and his wife are checking into a motel. They tell the manager a very unusual story. As you listen, answer these questions.

1. What starts all of the trouble?
2. What happens to the couple's clothes?



**4 Taking Notes on Specific Information** Listen to the story again. Fill in the missing key information in the notes below. Remember:

- Don't try to write everything you hear. Write the important information only.
- Don't write complete sentences; write key words only.



▲ An unexpected visitor

1. decided to go \_\_\_\_\_
2. weather was \_\_\_\_\_
3. after 1/2 hr started to \_\_\_\_\_
4. hiked back to \_\_\_\_\_ to change \_\_\_\_\_
5. couldn't find \_\_\_\_\_
6. went back \_\_\_\_\_
7. saw \_\_\_\_\_ wearing \_\_\_\_\_
8. felt \_\_\_\_\_
9. problem now: \_\_\_\_\_

## After You Listen



### 5 Summarizing Ideas

1. Compare your notes with a partner. Summarize the story in your own words. As you speak, look at your notes to help you remember.
2. In groups of three, play the roles of the husband, his wife, and the hotel manager from the story. Don't read the script. Use your notes to help you remember the story.



### 6 Reviewing Vocabulary

 Talk about the picture below. Use the new vocabulary as you describe what is happening.

**Noun**  
hiking

**Adjectives**  
clear  
incredible  
muddy  
scared

**Expression**  
I can't wait to . . .



▲ Two hikers

## Talk It Over



### 7 Fact or Fiction Game

1. Tell the class about a dangerous, unusual, or exciting experience that you had in nature. Your teacher will give you a card. If the card says "Fact," you must tell a true story. If the card says "Fiction," tell an imaginary story, but make it sound real.
2. After each story, the class will take a vote: how many people think the story was fact? How many think it was fiction? See which student in your class is the best storyteller—or the most creative!





**8 Role-Play** Discuss the following questions.

1. What does the sign in the photo mean? Why do you think camping areas and parks have signs like this?
2. Does your country have strong laws against littering (throwing paper and garbage on the ground or street)? Why do you think some countries have strong laws against littering? How does litter affect the environment?



▲ A common sign in U.S. parks

**Culture Note**

North America has many large, beautiful national parks. It is illegal to leave garbage in a park. It is also illegal to take plants or animals out of a park. Parks and camping areas always have rangers. Their job is to protect the parks and help park visitors.

Look at the pictures and read the description of the situation. In groups of three (George, Lou, and Rick), role-play the situation. The following expressions may help you express your ideas:

**Explaining Rules**

- You need to . . .      It's against the rules to . . .  
 You shouldn't . . .      You're not allowed to . . .

George and Lou are brothers. They have just spent a wonderful weekend camping. Now they're getting ready to leave, but they are leaving their campsite dirty and full of trash. Rick is a park ranger. He stops the brothers to explain their responsibilities and to ask them to clean up. Make up your own ending.






## Part 3 Strategies for Better Listening and Speaking

### Getting Meaning from Context



**1 Prelistening Discussion** Before you listen, talk about seasons with a partner.



1. Identify the seasons in the photos (winter, spring, summer, or fall) and describe the weather in each one.
2. Do you know of any countries that don't have four seasons? Describe the weather in those countries.



## TOEFL® iBT



## Focus on Testing

## Using Context Clues

Many tests such as the TOEFL® iBT measure your academic listening and speaking abilities. This activity, and others in the book, will develop your social and academic communication abilities, and provide a foundation for success on a variety of standardized tests. You are going to hear five conversations about seasons. As you listen to each conversation, write *winter*, *spring*, *summer*, or *fall* in the **Seasons** column. After each conversation, stop the recording and write the words that helped you choose the season. Compare your answers and clues with a partner.

Seasons	Clues
1.	
2.	
3.	
4.	
5.	

## Talk It Over



**2 Talking About Seasons** Talk with a partner about seasons in New York.

Work in pairs: Student A and Student B. Follow the instructions below.

1. Student A, look at page 200, and Student B, look at page 204.
2. Ask your partner questions about the missing information in your chart.
3. Write your partner's answers in the blank spaces on your chart. When you finish, your charts should match.

## Examples

When is summer? Or, what are the summer months?

What's the weather like in the spring?

## Part 4 Real-World Tasks: Weather



### 1 Listening for Temperatures

Listen to these conversations about the weather. Circle the temperatures you hear.

- |        |     |     |
|--------|-----|-----|
| 1. 19  | 95  | 99  |
| 2. 80  | 18  | 8   |
| 3. 13  | 30  | 30s |
| 4. 14  | 40  | 44  |
| 5. 103 | 130 | 133 |
| 6. 30s | 30  | 13  |
| 7. -13 | 30  | 3   |
| 8. 70  | 70s | 17  |

#### Language Tip

Weather reports often say that the temperature is “in the 30s” (40s, 50s, etc.). “In the 30s” means that the temperature is anywhere between 30 and 39 degrees.



▲ A thermometer

### 2 Talking About Temperatures

Your teacher will give each student the name of a city. Find today's temperatures around the world in a newspaper or on the Internet. Tell the class today's temperatures in the city your teacher gives you.

#### Example

**Teacher:** Sydney, Australia

**Student:** The high temperature will be 75 degrees Fahrenheit.

The low temperature will be 52.

Today's average temperatures will be in the 70s.



**3 Previewing Vocabulary** Listen to the underlined words and phrases. You will hear the underlined words in a weather forecast. Write the letter of the correct definition beside each sentence.

#### Sentences

- \_\_\_\_\_ Take an umbrella. There's a chance of showers later.
- \_\_\_\_\_ Take a sweater. It's chilly outside.
- \_\_\_\_\_ The overnight temperature will be 20 degrees.
- \_\_\_\_\_ The sky is partly cloudy. It's not a good day for the beach.
- \_\_\_\_\_ The weather forecast says we can expect fair skies this weekend. Let's go fishing!


#### Definitions

- clear, not rainy
- short periods of rain
- during the night
- clear in some places and cloudy in others
- a little cold





**4 Listening to a Weather Forecast** Bruce is watching the weather forecast. Listen to the report and use the chart to take notes about the weekend weather.



▲ A TV reporter giving a weather forecast

	Friday	Saturday	Sunday	Monday
Sky: (Cloudy? Fair?)				
Temperature				
High:				
Low:				
Rain: (Yes? No?)				

Work in groups of four. Each student summarizes the information for one day.

**Example**

**Student 1:** On Friday it will be partly cloudy with showers during the night.

**Student 2:** On Saturday . . .

## Using Language Functions

### EXPRESSIONS FOR TALKING ABOUT ACTIVITIES YOU LIKE AND DISLIKE

Likes	Dislikes
I like/love (to + verb/verb + -ing).	I don't like/dislike/hate (to + verb/verb + -ing).
I enjoy (verb + -ing).	I'm not crazy about (noun).
It's OK/all right/fun/good /great/wonderful.	I don't care for (noun).
I'm crazy about (noun).	It's awful/terrible.
	I can't stand it.



**5 Interview** Interview a partner about activities he or she likes or dislikes in each season. Complete the chart with your partner's answers.

#### Example

**You ask:**

What do you like to do in the (summer)?  
 What's your favorite (winter) sport?  
 What activities do you dislike in (winter)?

**Your partner answers:**

I like waterskiing in the summer.  
 My favorite winter "sport" is watching television!  
 I hate driving in the snow, but I enjoy making a snowman.

	Fall	Winter	Spring	Summer
Sports				
Other Activities (likes)				
Other Activities (dislikes)				



## Self-Assessment Log

Check the words you learned in this chapter.

### Nouns

- chance of
- degrees
- fair skies
- fall
- hiking
- showers
- spring
- summer
- weather forecast
- winter

### Verbs

- get a tan

### Adjectives

- chilly
- clear
- extra
- freezing
- incredible
- muddy
- overnight
- partly cloudy
- scared
- sick of (verb + -ing)

### Expressions

- couldn't wait  
(can't wait)
- how come
- it's raining cats and dogs

Check the things you did in this chapter. How well can you do each one?

	Very well	Fairly well	Not very well
I can listen to and practice stress and reductions.	<input type="checkbox"/>	<input type="checkbox"/>	<input type="checkbox"/>
I can hear the difference between <i>can</i> and <i>can't</i> .	<input type="checkbox"/>	<input type="checkbox"/>	<input type="checkbox"/>
I can talk about my abilities.	<input type="checkbox"/>	<input type="checkbox"/>	<input type="checkbox"/>
I can take notes on a story.	<input type="checkbox"/>	<input type="checkbox"/>	<input type="checkbox"/>
I can summarize my notes.	<input type="checkbox"/>	<input type="checkbox"/>	<input type="checkbox"/>
I can guess meanings from context.	<input type="checkbox"/>	<input type="checkbox"/>	<input type="checkbox"/>
I can talk about weather.	<input type="checkbox"/>	<input type="checkbox"/>	<input type="checkbox"/>
I can talk about what I like to do.	<input type="checkbox"/>	<input type="checkbox"/>	<input type="checkbox"/>

Write about what you learned and liked in this chapter.

In this chapter,

I learned \_\_\_\_\_

I liked \_\_\_\_\_

Chapter

3

# Living to Eat, or Eating to Live?

## In This Chapter

Conversation:	Shopping for Food
Advice Show:	Healthy Eating
Getting Meaning from Context:	In a Restaurant
Real-World Tasks:	Following Recipes

“ Tomatoes and oregano make it Italian; tarragon makes it French. Sour cream makes it Russian; lemon and cinnamon make it Greek. Soy sauce makes it Chinese; garlic makes it good. ”

—Alice May Broc  
American author (1941–





### Connecting to the Topic

- 1 Look at the photo. What are the people doing? What is their relationship to one another?
- 2 What are some of your favorite things to eat when you visit your family?
- 3 Eating lots of vegetables is healthy. What are three other healthy eating habits?





## Part 1 Conversation: Shopping for Food

### Before You Listen



**1 Prelistening Questions** Look at the photo. Answer the questions with a partner.



▲ Andrew and his wife, Nancy at the supermarket

1. The supermarket in the picture has an "express line." What do you think this means?
2. Andrew and Nancy are at the front of the line. What are they buying? What mistake do they make?





**2 Previewing Vocabulary** Listen to these words and phrases from the conversation. Then complete the sentences with the words and phrases.

Nouns		Verb	Expression
aisle	produce	take checks	in line
groceries	quart <sup>2</sup>		
pound <sup>1</sup>	tofu <sup>3</sup>		

1. Cherries are pretty cheap now. They cost \$1.89 a \_\_\_\_\_.
2. My son likes milk a lot. He drinks a \_\_\_\_\_ of milk every day.
3. You can pay with cash or a credit card, but this market doesn't \_\_\_\_\_.
4. I hate frozen or canned vegetables and fruit. I only eat fresh \_\_\_\_\_.
5. I just spent \$90.00 on \_\_\_\_\_. Last time I spent \$85.00. Food is really expensive here!
6. A: Excuse me, where is the bread?  
B: It's in \_\_\_\_\_ four.
7. The market was very crowded. I had to wait \_\_\_\_\_ for 15 minutes to pay.
8. People who don't eat meat often cook with \_\_\_\_\_.

### Listen



**3 Listening for Main Ideas** Andrew and Nancy are grocery shopping at a supermarket. Close your book as you listen. Prepare to answer these questions.

1. What are Andrew and Nancy discussing?
2. Why is Andrew buying so much food?
3. Why can't Andrew and Nancy use the express line?

Compare and discuss your answers with a partner.



**4 Listening for Details** Listen again if necessary. Write *T* if a statement is true and *F* if it is false.

- \_\_\_\_\_ 1. Andrew forgot to get tofu.
- \_\_\_\_\_ 2. Nancy wants Andrew to buy more ice cream.
- \_\_\_\_\_ 3. Strawberries cost \$2.89.

<sup>1</sup> 2.2 pounds equal one kilogram.

<sup>2</sup> A quart is equal to about a liter.

<sup>3</sup> Tofu is a soft white food made from soy beans, popular in Asian cooking.

## Stress



**5 Listening for Stressed Words** Listen to the conversation again. Some of the stressed words are missing. During each pause, repeat the phrase or sentence. Then fill in the blanks with words you hear.

**Andrew:** Well, I got a few groceries that \_\_\_\_\_ on the list.

**Nancy:** I can \_\_\_\_\_ that! We're \_\_\_\_\_ shopping for an \_\_\_\_\_, you know.

**Andrew:** I \_\_\_\_\_ do this when I'm hungry.

**Nancy:** Well, let's see what you \_\_\_\_\_ here.

**Andrew:** Some nice, fresh \_\_\_\_\_ for only \_\_\_\_\_ a pound.

**Nancy:** Well, that's fine. They always have nice \_\_\_\_\_ here. But \_\_\_\_\_ do you have all these \_\_\_\_\_?

**Andrew:** Don't you \_\_\_\_\_ them?

**Nancy:** Oh, I don't know . . . I hope you got a \_\_\_\_\_ of \_\_\_\_\_

**Andrew:** I think I \_\_\_\_\_ . Where's the \_\_\_\_\_ with the Asian foods, again?

**Nancy:** Aisle \_\_\_\_\_

**Andrew:** I'll go get it.

**Nancy:** \_\_\_\_\_ this \_\_\_\_\_ you got looks really \_\_\_\_\_!

**Andrew:** Well, it \_\_\_\_\_ . It's on \_\_\_\_\_ for just \_\_\_\_\_ a pound.

**Nancy:** And what's this? More ice cream? We already have a \_\_\_\_\_ . Why don't you put it \_\_\_\_\_? Meanwhile, I'll get in \_\_\_\_\_ right here.

**Cashier:** I'm \_\_\_\_\_, Miss; this is the \_\_\_\_\_ line, and it looks like you've got more than \_\_\_\_\_ items. Oh, and we don't take \_\_\_\_\_ here.

Now read the conversation with two other classmates. Practice stressing words correctly.



## Reductions



**6 Comparing Unreduced and Reduced Pronunciation** The following sentences come from the conversation. Listen for the difference between unreduced and reduced pronunciation. Repeat both forms after the speaker.

### Unreduced Pronunciation

1. Let's see what you have here.
2. Why do you have all these cookies
3. Don't you like them?
4. I don't know.

### Reduced Pronunciation\*

- Let's see whatcha have here.  
Why d'ya have all these cookies?  
Dontcha like 'em?  
I durno.



**7 Listening for Reductions** Listen to the following sentences. You'll hear the reduced pronunciations of some words. Repeat each sentence during the pause. Then write the unreduced forms of the missing words in the blanks.

**Customer:** Waiter?

**Server:** Yes, sir. Do you know \_\_\_\_\_ want?

**Customer:** \_\_\_\_\_ have the spaghetti with mushroom sauce tonight?

**Server:** Yes, we do.

**Customer:** Well, are the mushrooms fresh or canned?

**Server:** They're fresh, and the sauce has \_\_\_\_\_ them.

**Customer:** Great, I'll have that.

**Server:** \_\_\_\_\_ want something to drink?

**Customer:** I \_\_\_\_\_ Why \_\_\_\_\_ recommend something?

**Server:** How about some nice Italian mineral water?

With a partner, repeat the sentences for pronunciation practice. Practice reduced pronunciation.

\* Note: The underlined forms are not acceptable spellings in written English.

### After You Listen



**8 Using Vocabulary** Discuss the following questions with a partner. Use the underlined vocabulary in your answers.

1. Who shops for groceries in your family? How often?
2. What kinds of produce do you buy every week?
3. How much does a gallon (four quarts = about 4 liters) of gasoline cost right now? Recently, has this price gone up, gone down, or stayed the same?
4. Which of the following places do you think usually take checks: restaurants, supermarkets, department stores, car dealers, or movie theaters?
5. In your favorite food market, how many aisles are there?
6. About how many pounds (1 pound = about 1/2 kilogram) of groceries can you carry?
7. How do you feel when you have to stand in line for a long time?

### Pronunciation



#### TEENS OR TENS?

Notice the differences in stress between the following pairs of words. In the numbers 13 to 19, be sure to stress the “-teen” ending. For 20, 30, 40, etc., to 90, stress the first syllable only. Listen.

thir <u>teen</u>	thir <u>ty</u>
four <u>teen</u>	four <u>ty</u>
fif <u>teen</u>	fif <u>ty</u>
six <u>teen</u>	six <u>ty</u>
seven <u>teen</u>	seven <u>ty</u>
eight <u>teen</u>	eight <u>ty</u>
nin <u>teen</u>	nin <u>ty</u>



**9 Distinguishing Between Teens and Tens** Listen to the sentences and circle the number you hear.

- |       |    |       |    |
|-------|----|-------|----|
| 1. 13 | 30 | 5. 17 | 70 |
| 2. 14 | 40 | 6. 18 | 80 |
| 3. 15 | 50 | 7. 19 | 90 |
| 4. 16 | 60 |       |    |





**10 Listening for Teens and Tens** Listen to these sentences. Write the number you hear on the blank line in each picture.

1.



2.



3.



4.



5.



6.



7.



8.



9.



10.



### Talk It Over



**11 Interview** Use count and noncount nouns as you interview people about food and shopping habits.

#### Language Tip

Use **noncount nouns** to talk about food in a general way:

I like ice cream.  
I'll have cereal.  
Steak is expensive.

Use quantity words or container names to talk about specific amounts of food:

a quart (or gallon) of ice cream  
a box of cereal  
a pound of steak

1. Work in groups of three. Write your teacher's name and the names of your group members in the spaces at the top of the chart below.
2. Ask questions with "How much" or "How many" and the words on the left side of the chart. Look at the example (Stacy).

#### Example

**A:** How much coffee do you drink every day?

**B:** Two cups a day.

**A:** How many candy bars do you buy a week?

**B:** Two a week.

3. Practice asking your teacher the questions and write his or her answers on the chart.
  - Use the present tense.
  - Pay attention to count and noncount nouns.
  - Add time expressions as needed. For example, "How much coffee do you drink every week?"
4. Take turns asking your group members the questions and write their answers on the chart.

#### Time Expressions you can use in the questions or answers:

each	day
every	week
a	month

Questions	Stacy	Teacher	Name	Name
coffee/drink	2 cups a day			
water/drink	6 glasses a day			
candy/buy	2			
food/eat/breakfast	Only a little			
money/spend/groceries	About 30 dollars			
gasoline/buy	About 15 gallons			
bananas/eat	3 or 4			
times/eat/restaurants	8 or 9			




## Part 2 Advice Show: Healthy Eating

### Before You Listen



**1 Prelistening Questions** In the United States, people learn that they should eat food from the four major food groups: grains (wheat, corn, rice, etc.), fruits and vegetables, dairy (milk, cheese, yogurt, etc.), and protein (meat, fish, beans, nuts, eggs, etc.). Before you listen, answer these questions with a partner.



1. Talk about the photo. Are these young men “healthy” eaters?
2. Do you eat like these young men? For example, do you like “junk food”? If yes, what is your favorite type? If not, what kinds of food do you like to eat?
3. Do you ever eat canned or frozen food? Why or why not? If you *do* eat such foods, what are some examples?
4. Have you ever changed your eating habits (what, how much, or when you eat)? Explain how, and why, you changed.



**2 Previewing Vocabulary** You will hear the underlined words below on a radio advice show. Listen to the underlined words. Then write the letter of the correct definition beside each sentence.

#### Sentences

1. \_\_\_\_\_ Milk is a good source of calcium.
2. \_\_\_\_\_ We can get most vitamins and minerals from food. We don't have to take pills.
3. \_\_\_\_\_ If you start to gain weight, you are probably eating more food than your body needs.
4. \_\_\_\_\_ If you skip breakfast, you'll be really hungry by lunchtime.
5. \_\_\_\_\_ Dentists try to teach children good brushing and eating habits so they won't get tooth decay.
6. \_\_\_\_\_ The doctor told John to cut down on coffee, to help him sleep better.
7. \_\_\_\_\_ A piece of bread has about 75 calories.
8. \_\_\_\_\_ Fiber helps food move through our bodies easily.

#### Definitions

- a. weakening, rotting
- b. a unit for measuring the energy value of food
- c. to reduce or have less of (something)
- d. a food substance that comes from plants and that we need for digestion
- e. helpful elements in many foods that are used by our bodies to grow and stay healthy
- f. not to do or have something
- g. a place where something comes from
- h. to increase

**Listen**



**3 Listening for Main Ideas** Listen to advice from a radio show called, "Eating Right!" As you listen, answer this question:

What are some important things you can do to eat right?



**4 Taking Notes on Specific Information** Listen again. This time, complete the chart with Bob and Pam's advice. Try to catch as many details as you can.

Things You Should Eat	Reasons	Examples
vegetables	fiber,	carrots,
Things You Shouldn't Eat or Drink	Reasons	Examples

**After You Listen**



**5 Summarizing Ideas**

1. Compare notes with a partner. Together, summarize in complete sentences the advice you heard. Include reasons and examples. Tell your partner if you have tried any of these ideas for healthy eating.

**Example**

You should eat a carrot for a snack because it's a vegetable that has . . .

2. With your class, make a list on the board of additional dos and don'ts about healthy eating. Tell the class which ones you have tried and if they worked well.





**6 Using Vocabulary** Discuss the following questions with a partner. Use the underlined vocabulary in your answers.

1. Which meal are you least likely to skip, and which meal are you most likely to skip? Why?
2. Bodybuilders, football players, and other athletes often try to gain weight and strength. What specific types of food would you suggest for these people to eat?
3. What do you eat or drink that you know may be bad for your teeth? Would you consider stopping? Would you cut down on these things? How do you try to avoid tooth decay?
4. Do you ever think about the number of calories in certain foods you eat? Do you read food labels? Why, or why not?
5. Which of your favorite foods do you think are the best sources of vitamins and minerals?
6. What kinds of foods do you eat to get fiber in your diet?

### Talk It Over



**7 Comparing Eating Habits** "Eating habits" are your eating customs. They include when, where, and what you eat. Take notes in the chart below. Then use the chart to talk about differences between your eating habits at home and the way you eat when you travel somewhere.

	When I'm at Home	When I Travel
1. what you eat for breakfast, lunch, and dinner	<i>I eat rice for breakfast.</i>	<i>I eat cereal for breakfast.</i>
2. the time and size of meals and snacks		
3. the price of food		
4. restaurants		
5. table manners		

## Part 3

# Strategies for Better Listening and Speaking

### Getting Meaning from Context

**1 Prelistening Questions** Look at the photos. Each one shows a different kind of eating place. Before you listen, answer the questions on page 53 with a partner.



▲ A restaurant



▲ A cafeteria



▲ A fast food restaurant



▲ A diner



1. What kind of food does each place serve?
2. Who serves the food in each place?
3. Which one is probably the most expensive? The cheapest?
4. When would you choose to eat in each kind of place?
5. Which of these kinds of places have you tried?
6. What are some other types of places to eat?

TOEFL® iBT



### Focus on Testing

#### Using Context Clues

Many tests such as the TOEFL® iBT measure your academic listening and speaking abilities. This activity, and others in the book, will develop your social and academic communication abilities, and provide a foundation for success on a variety of standardized tests. You will hear four conversations about places to eat.

1. Listen to the beginning of each conversation.
2. Listen to the question for each conversation. Stop the recording and choose the best answer to each question.
3. In the **Clues** column, write the words that helped you choose your answer.
4. Listen to the last part of each conversation to hear the correct answer.

#### Answers

#### Clues

- |   |  |
|---|--|
| 1. <input type="radio"/> A coffee shop<br><input type="radio"/> B cafeteria<br><input type="radio"/> C nice restaurant      |  |
| 2. <input type="radio"/> A fast-food place<br><input type="radio"/> B diner<br><input type="radio"/> C expensive restaurant |  |
| 3. <input type="radio"/> A cafeteria<br><input type="radio"/> B coffeehouse<br><input type="radio"/> C fast-food place      |  |
| 4. <input type="radio"/> A nice restaurant<br><input type="radio"/> B cafeteria<br><input type="radio"/> C fast-food place  |  |

## Using Language Functions

### ORDERING IN A RESTAURANT

In the United States, you can order dinner *à la carte*, which means you pay separately for each item. You can also order a complete dinner, which includes a main course (fish, meat, or a vegetarian dish), soup or salad, and side dishes (rice, potatoes, or vegetables) for one price. Drinks and dessert are usually separate. A “dish” in this context is a serving of cooked food, not a container.

Here is a list of questions and answers that are frequently used in restaurants.

Server	Customer
<i>Taking an order:</i>	<i>Ordering:</i>
Are you ready to order?	I'll have (the beans and rice).
May I take your order?	I'd like (a steak).
Do you want (an appetizer)?	May I please have (a glass of iced tea)?
Would you like (soup) or (salad)?	<i>Asking for information:</i>
Would you prefer (French fries) or (a baked potato)?	Do you have (tofu)?
What would you like (to drink)?	What kind of (salad dressing) do you have?
	Does that come with (a vegetable)?



**2 Ordering in a Restaurant** A customer is ordering a meal at a nice restaurant. Listen to the conversation.

- Server:** Are you ready to order, ma'am?  
**Customer:** Yes, I am.  
**Server:** What would you like?  
**Customer:** I'd like the grilled salmon dinner.  
**Server:** Would you like soup or salad with that?  
**Customer:** What kind of soup do you have?  
**Server:** We have Japanese miso soup or Italian minestrone.  
**Customer:** I'll have the minestrone.  
**Server:** And would you like potatoes or rice with your salmon?  
**Customer:** Rice, please. Does the dinner come with a vegetable?  
**Server:** Yes. Would you prefer green beans or broccoli?  
**Customer:** Green beans, please.  
**Server:** What would you like to drink?  
**Customer:** I'd like a glass of iced tea.  
**Server:** OK, that's minestrone soup, followed by grilled salmon with rice and green beans, and a glass of iced tea. Would you like an appetizer while you're waiting?  
**Customer:** No thanks.



Now use the model above to role-play ordering dinner. Sit with a partner. One of you is the server. The other is a customer. Follow the instructions in the boxes below.

### Server's Instructions

Start by asking the customer, "May I take your order?"

Then take the customer's order for a main course, soup or salad, side dishes, dessert, and a drink.

### Customer's Instructions

Order the following items from the menu:

- |               |         |
|---------------|---------|
| a main course | dessert |
| soup or salad | a drink |
| a side dish   |         |

Ask questions about each course.

For example, "What kind of juice do you have?" "Is the shrimp fresh?"

DINNER MENU		HOUSE SPECIALTIES	
<b>SOUPS</b>		<i>All entrees served with your choice of rice, cottage cheese, tossed salad, choice of potato, roll and butter</i>	
Soup of the day	\$3.75	Ribeye Steak	\$15.75
Chicken Soup	3.50	<i>Grilled to order</i>	
Homemade Chili	3.75	Whole Chicken	14.75
		<i>Broiled, baked, or fried</i>	
<b>SALADS</b>		Sesame Tofu	13.95
American Chef	\$7.25	<i>Sautéed with snow peas and scallions</i>	
<i>Garden greens with turkey and cheese</i>		Fantail Shrimp	17.95
Golden Gate	7.75	<i>Broiled with butter and lemon, or deep fried</i>	
<i>Fresh pineapple stuffed with almond chicken salad</i>		<b>DESSERTS</b>	
Tutti-Frutti	7.75	Apple pie	\$4.75
<i>Fresh fruits served with sotage cheese</i>		<i>Plenty of cinnamon and a scoop of ice cream</i>	
<b>SIDE ORDERS</b>		Ice Cream	3.75
French Fries	\$3.50	<i>Or your choice of low-fat yogurt</i>	
Mushrooms	4.25	<b>BEVERAGES</b>	
<i>Covered in cheese sauce</i>		Fresh Juices	\$2.50
Mixed Vegetables	4.25	Cola & Diet Cola	1.20
<i>Steamed or stir-fried</i>		Milk	1.50

**Part 4****Real-World Tasks:  
Recipes and Regional Foods****Recipes**

**1 Previewing Vocabulary** The following words are used in cooking. Before you listen, write the definitions of the words.

ingredients: \_\_\_\_\_

serve: \_\_\_\_\_

beat: \_\_\_\_\_

melt: \_\_\_\_\_

dip: \_\_\_\_\_

fry: \_\_\_\_\_



**2 Taking Notes on a Recipe** Tom is teaching Kenji how to cook French toast. Listen to the recipe and take notes in the spaces.

*Ingredients:*

---

---

---

---

---


**Culture Note****Cooking Measurements**

The measurements used in cooking in the U.S. are different from the measurements used in other countries.

For example:

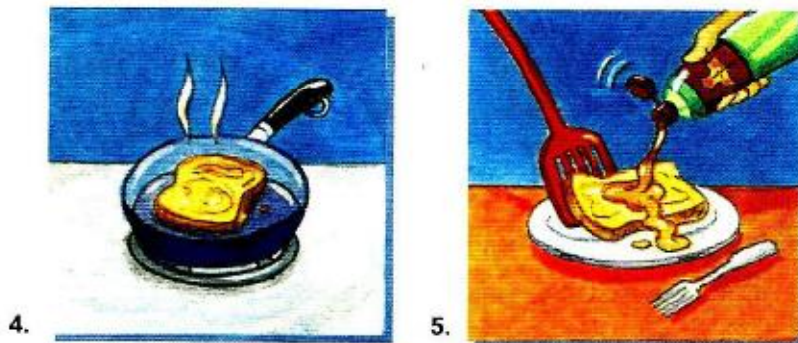
U.S.	Other Countries
a teaspoon	= 5 ml (milliliters)
a tablespoon	= 15 ml
a cup	= 240 ml





Steps:

1. Beat \_\_\_\_\_
2. Melt \_\_\_\_\_
3. Dip \_\_\_\_\_



4. Fry \_\_\_\_\_
5. Serve \_\_\_\_\_



**3 Explaining a Recipe** Now, with a partner, use your notes to take turns explaining how to make French toast.

**4 Sharing Recipes** Teach the class a simple recipe for a dish that you know how to cook.

1. First, list the ingredients.
2. Then, describe each step (you may even try to demonstrate). As you speak, the class should take notes on the ingredients and steps.
3. Then, choose one or two people to retell the recipe using their notes.

### Regional Foods



**5 Prelistening Questions** Before you listen, talk about “foreign” foods with a partner.



▲ Sushi



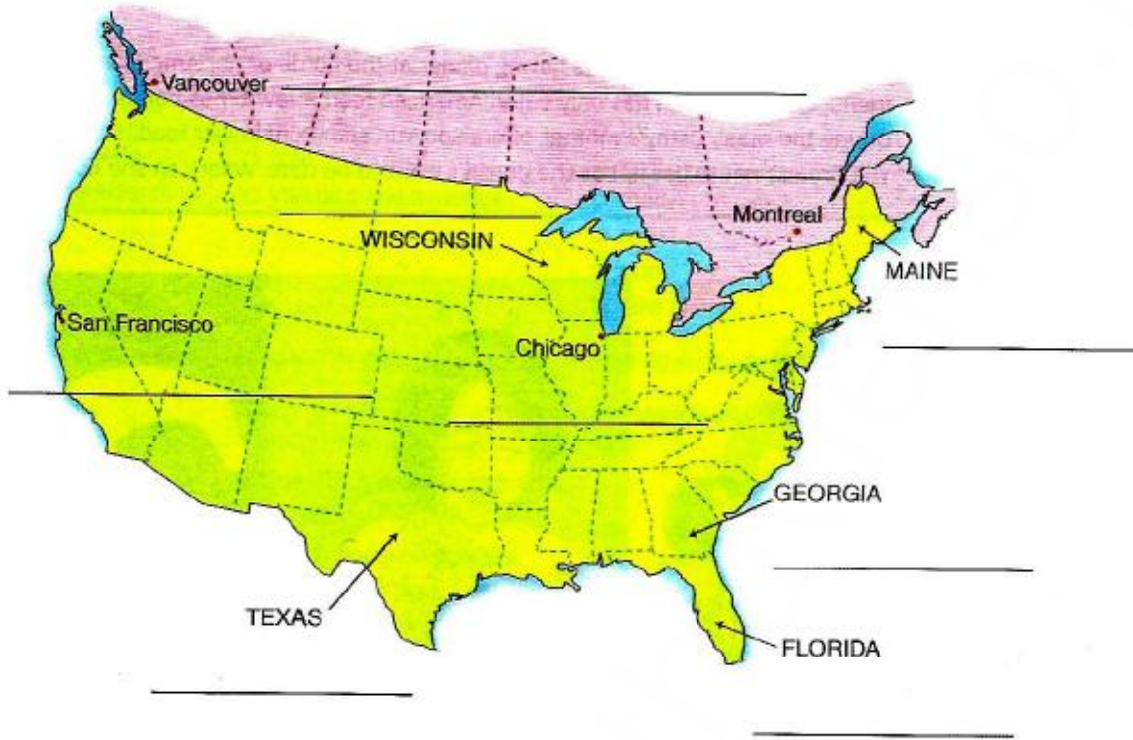
▲ Enchiladas with rice and beans

1. Do you know of any regions or places famous for special kinds of food? Give examples, and try to describe those foods.
2. Can you name some “foreign” foods and the countries they come from? Which foreign dishes have you tasted? What is your favorite?
3. Have you tried any North American food? What have you tried?





**6 Regional Foods** Paula, is a chef. Her friends plan to drive around the United States and Canada. She tells them about foods that are popular in different regions. Look at the map of the United States and Canada. As you hear the name of each food, write it on the map in the place where it is popular.



Discuss these questions with a partner.

1. Have you visited any of the cities or states mentioned by Paula? Did you eat any of the foods mentioned?
2. Which of the foods that Paula mentions would you like to try?

**Talk It Over**



**7 Refusing Food Politely**

1. Read the situation in the box below and answer the question.

Has something like this ever happened to you?

A Korean student, Soo Yun, is having dinner at the home of her American friend, Cathy. Soo Yun has only eaten American food a few times before. During the meal, Cathy's mother offers Soo Yun some unfamiliar food. Soo Yun prefers not to eat it, but she doesn't want to be rude. What can she do?



2. Prepare the conversation between Soo Yun and Cathy's mother with a partner. Put on a skit for the class. You can use the expressions below. After each skit, discuss whether or not the food was refused politely.

Offering Food to Someone	Refusing Food Politely
Would you like some _____?	Thanks, but I'm getting full.
Would you like to try some _____?	Thanks, but I've had enough.
Why don't you have some (more) _____?	I'm really full, thanks.
Have some (more) _____	It's delicious, but I really can't eat any more.
	It looks wonderful, but I can't eat any more.



## Self-Assessment Log

Check the words you learned in this chapter.

### Nouns

- aisle
- calories
- decay
- fiber
- groceries
- ingredients
- pound
- produce
- quart
- source
- tofu
- vitamins and minerals

### Verbs

- beat
- cut down on
- dip
- fry
- gain
- melt
- serve
- skip
- take checks

### Expressions

- in line

Check the things you did in this chapter. How well can you do each one?

	Very well	Fairly well	Not very well
I can listen to and practice stress and reductions.	<input type="checkbox"/>	<input type="checkbox"/>	<input type="checkbox"/>
I can hear the difference between tens and teens.	<input type="checkbox"/>	<input type="checkbox"/>	<input type="checkbox"/>
I can talk about food, recipes, and eating habits.	<input type="checkbox"/>	<input type="checkbox"/>	<input type="checkbox"/>
I can take notes on a radio advice show.	<input type="checkbox"/>	<input type="checkbox"/>	<input type="checkbox"/>
I can summarize my notes.	<input type="checkbox"/>	<input type="checkbox"/>	<input type="checkbox"/>
I can guess meanings from context.	<input type="checkbox"/>	<input type="checkbox"/>	<input type="checkbox"/>
I can order food from a menu.	<input type="checkbox"/>	<input type="checkbox"/>	<input type="checkbox"/>

Write about what you learned and liked in this chapter.

In this chapter,

I learned \_\_\_\_\_

I liked \_\_\_\_\_

Chapter

4

# In the Community

## In This Chapter

Conversation:	In the City
Conversation:	Comparing Cities and Towns
Getting Meaning from Context:	In the Community
Real-World Tasks:	Asking for and Giving Directions

“ A community is like a ship; everyone ought to be prepared to take the helm. ”

—Henrik Ibsen  
Norwegian playwright (1828–1906)





### Connecting to the Topic

- 1 Look at the photo. Where are these people? What are they doing?
- 2 Grocery shopping and doing laundry are examples of errands and chores. What kinds of errands and chores do you usually do each week?
- 3 What do you like and dislike most about your neighborhood?





## Part 1 Conversation: In the City

### Before You Listen



**1 Prelistening Questions** Before you listen, talk about your community with a partner.

- Where do you go to do the following?  
get cash                                      pay a traffic ticket                      repair your computer  
clean your dirty clothes                      buy medicine
- Can you walk to these places from your home? If not, how do you get there?
- Look at the photo. What is happening? What is the police officer going to do? Why?



▲ The police officer wants to speak to Kenji.





**2 Previewing Vocabulary** Listen to these words and phrases from the conversation. Then complete the sentences below with the words and phrases.

Words and Phrases	Definitions
give (someone) a ride	to take someone in your car
run errands	to take short trips to stores or other places of business
drop off (something/someone)	to take something or someone to a place
dry cleaner	a place where clothes are cleaned with chemicals, not water
laundry	clothes that need to be washed
convenient	comfortable and easy
debit card	a plastic card used to get money from a bank machine
have got to	must
jaywalking	crossing a street illegally

1. I have to \_\_\_\_\_ this afternoon. I have to go to the bank, mail a package, and go grocery shopping.
2. Most teenagers don't know how to do \_\_\_\_\_; their mothers usually wash their clothes for them.
3. It's very \_\_\_\_\_ to have a bus stop in front of my house. I can be at the bus stop in 30 seconds.
4. My car doesn't work and I need to be at my job in 30 minutes. Can you \_\_\_\_\_ me \_\_\_\_\_?
5. I'm sorry, I can't talk to you right now. My class starts in five minutes. I \_\_\_\_\_ go.
6. You can't wash your beautiful new jacket in a washing machine. You need to take it to the \_\_\_\_\_.
7. Most supermarkets let you pay with a credit card or a \_\_\_\_\_.
8. David \_\_\_\_\_ his daughter at school every morning and picks her up every afternoon.
9. I got a ticket for \_\_\_\_\_ yesterday. A police officer stopped me when I crossed in the middle of the street. From now on, I'll cross at the corner.

**Listen**

**3 Listening for Main Ideas** Peter and Kenji both plan to go downtown. Close your book as you listen to the conversation. Listen for the answers to these questions.

1. What does Kenji ask Peter to do?
2. What does Kenji need to do downtown?
3. Why is Peter going downtown?

Compare and discuss your answers with a partner.



**4 Listening for Details** Listen again if necessary. Write *T* if a statement is true and *F* if it is false.

- \_\_\_\_\_ 1. Kenji needs to buy a new computer.  
\_\_\_\_\_ 2. Both Peter and Kenji got a ticket.  
\_\_\_\_\_ 3. Peter and Kenji can do laundry in their building.

**Stress**

**5 Listening for Stressed Words** Listen to the conversation again. Some of the stressed words are missing. During each pause, repeat the phrase or sentence. Then fill in the blanks with words you hear.

**Kenji:** Peter, are you going \_\_\_\_\_ today?

**Peter:** Uh-huh. Why?

**Kenji:** Can you \_\_\_\_\_ me a \_\_\_\_\_? I have to run some \_\_\_\_\_

**Peter:** Where do you need to \_\_\_\_\_?

**Kenji:** Uh, a lot of places. First, I have to go to the \_\_\_\_\_. Could you drop me \_\_\_\_\_ at the \_\_\_\_\_ of King Boulevard and Second Avenue?

**Peter:** King and Second? Oh, sure. I know where that is. But

\_\_\_\_\_ are you going to the \_\_\_\_\_? Why don't you use the \_\_\_\_\_ machine on \_\_\_\_\_?

**Kenji:** 'Cause my \_\_\_\_\_ card isn't working; I've

\_\_\_\_\_ to get a \_\_\_\_\_ one. And the \_\_\_\_\_ is next \_\_\_\_\_ to the bank. I have to pick up some \_\_\_\_\_ there anyway.

**Peter:** Why don't you \_\_\_\_\_ the \_\_\_\_\_ room here in the building?



**Kenji:** I'm not picking up laundry. It's dry cleaning. By the way, is there a computer \_\_\_\_\_ shop near there? I need to drop off my \_\_\_\_\_

**Peter:** Computer \_\_\_\_\_? Oh, yeah. There's a Good Buy across the \_\_\_\_\_ from the bank. They fix computers there.

**Kenji:** Oh, that's \_\_\_\_\_. So what are you going to do downtown?

**Peter:** I'm going to the \_\_\_\_\_. I've got to pay a \_\_\_\_\_ ticket.

**Kenji:** No kidding! I have to pay a ticket, too. I just got a \_\_\_\_\_ last week.

**Peter:** But, Kenji, you don't \_\_\_\_\_!

**Kenji:** I know. I got a ticket for \_\_\_\_\_!

**Peter:** Really?!

**Kenji:** Yeah. I \_\_\_\_\_ know it's illegal to cross in the \_\_\_\_\_ of the street!

Now read the conversation with two other classmates. Practice stressing words correctly.

## Reductions



**6 Comparing Unreduced and Reduced Pronunciation** The following sentences come from the conversation. Listen for the difference between unreduced and reduced pronunciation. Repeat both forms after the speaker.

### Unreduced Pronunciation

1. Can you give me a ride?
2. Where do you need to go?
3. I have to run some errands.
4. I've got to pay a traffic ticket.
5. Could you drop me off?
6. A lot of places.
7. What are you going to do downtown?

### Reduced Pronunciation\*

- Kinya gimme a ride?  
Where d'ya need ta go?  
I hafta run some errands.  
I've gotta pay a traffic ticket.  
Couldja drop me off?  
A lotta places.  
What arya gonna do downtown?

\* Note: The underlined forms are not acceptable spellings in written English.



**7 Listening for Reductions** Listen to the following conversation. You'll hear the reduced pronunciations of some words. Repeat each sentence during the pause. Then write the unreduced forms of the missing words in the blanks.

A: \_\_\_\_\_ know where Central Library is?

B: Sure. You \_\_\_\_\_ take Bus number 9.

A: \_\_\_\_\_ walk with me to the bus stop?

B: I'm sorry. I don't have time 'cause I've \_\_\_\_\_ do a \_\_\_\_\_ things.

A: Oh. Then \_\_\_\_\_ just \_\_\_\_\_ directions to the bus stop?

B: \_\_\_\_\_ kidding? It's right there across the street.

With a partner, read the conversation. Practice reduced pronunciation.



**8 Reductions Game** Imagine that a big storm is coming to your area. You have ten minutes to leave your home and go to a safe place. Follow the steps to tell what you are going to do:

1. Work in a small group. Sit in a circle. The first student says one thing he or she is going to do. Use the reduced forms and the words from the Word Bank section in the box on page 69.

**Example**

*Student 1:* I'm gonna rescue my cat.

2. The next student repeats the first student's sentence and then adds his or her own sentence.

**Example**

*Student 2:* She's gonna rescue her cat. And I hafta find my medicine.

3. The third student repeats the first two sentences and adds his or her own, and so on. Continue around the group until someone can't remember all of the sentences.

**Example**

*Student 3:* She's gonna rescue her cat. He hasta find his medicine. And I wanna call my brother.

4. The student who can remember all the sentences is the winner.



**Reductions**

have to	<u>hafta</u>
has to	<u>hasta</u>
going to	<u>gonna</u>
want to	<u>wanna</u>
got to	<u>gotta</u>
because	<u>'cause</u>

**Word Bank****Nouns**

brother/sister  
clothes  
family photos  
jewelry  
medicine  
money  
my cat/dog  
TV

**Verbs**

call  
find  
look for  
rescue  
save  
take  
turn off the gas

**After You Listen**

**9 Using Vocabulary** Discuss the following questions with a partner. Use the underlined vocabulary in your answers.

1. Do you ever drop anything off anywhere before school or after school? Explain.
2. How do you get to school? Do you drive, take a bus, or does someone drop you off?
3. Who does the laundry in your family? When you travel, do you do your own laundry or do you use the hotel's laundry service? Which clothes do you take to a dry cleaner?
4. Name some errands that you have to run this week. What type of transportation will you use to run your errands?
5. Is it a good idea to give a stranger a ride? Why or why not?
6. Is the place where you live now convenient? For example, is there good transportation nearby? Can you walk to a market easily?
7. What are some things you have got to do before you go to bed tonight?
8. Explain the difference between a credit card and a debit card.

## Using Language Functions

### DESCRIBING LOCATIONS

Read Activity 5 on page 66 again. Find the location of the places where Kenji will go and write them in the blanks.

Bank: \_\_\_\_\_

Dry cleaner: \_\_\_\_\_

Computer repair shop: \_\_\_\_\_

Streets can be called *avenue*, *boulevard*, *road*, *drive*, or *way*. These words are very important when writing an exact address. They are not so important in giving directions.

#### Example

I live at 8051 Holloway Avenue. My house is at the corner of Holloway and Pacific.

The following expressions are often used to describe a location.

- on \_\_\_\_\_ (name of street)
- near
- nearby
- next to
- next door to
- in front of
- across from/across the street from
- at the corner of \_\_\_\_\_ and \_\_\_\_\_
- two/three/four blocks from
- in the middle of the block
- the second/third/fourth building from the corner

#### Culture Note

In the United States, people often say **block** to describe a general location on a street or to describe a distance between two places. A "block" is the distance between two street corners.

#### Examples

There's an ice cream shop and two apartment buildings on the block where I live.

There's a post office **on the next block**.

There's a park **four blocks** from here.



▲ Central Park in New York City is 50 blocks long.






**10 Finding Locations** Work with a partner. Read these sentences. Then look at the picture and decide if the locations are correct or incorrect. If the location is wrong, make the necessary correction. Use expressions on page 70.

**Example** The Copy Shop is in front of the medical building.

No, that's wrong. The Copy Shop is across the street from the medical building.

1. The ice cream truck is next to the medical building.
2. The bus station is the second building from the corner.
3. The park is near the bank.
4. The post office is next door to the department store.
5. The Copy Shop is in the middle of the block.
6. The ambulance is in front of the department store.



▲ A city neighborhood



**11 Describing Your Neighborhood** Describe your neighborhood to a partner. Use the expressions for describing locations.

**Example** My neighborhood is noisy but I like it. There is a movie theater nearby. It's just three blocks from my house. My place is also very convenient because . . .

## Part 2

# Conversation: Comparing Cities and Towns

### Before You Listen



**1 Prelistening Questions** You will hear a conversation about large and small communities. Before you listen, answer these questions with a partner.


1. Which photo looks most like your community?
2. Size is one difference between a village, a town, and a city. What other differences can you think of?



▲ A village



▲ A town



▲ A city





**2 Previewing Vocabulary** You will hear the underlined words below in a conversation. Listen to the underlined words. Then write the letter of the correct definition beside each sentence.

### Sentences

1. \_\_\_\_ Do you know why the color of the sky is brown? It's the smog from all the cars and factories.
2. \_\_\_\_ I don't like to take the bus at 5:00 in the afternoon. It's always crowded with so many people coming home from work.
3. \_\_\_\_ Winter in Canada is very cold, but there is also an advantage: there are great places to ski.
4. \_\_\_\_ Patrick wants to work in the United States. His big disadvantage is that he doesn't speak English.

### Definitions

- a. good thing, positive point
- b. bad thing, negative point
- c. dirty air
- d. full (of people)

### Listen



**3 Listening for Main Ideas** Peter and Kenji just came back from downtown. They are talking to Ming about their trip. As you listen, decide what the main idea of the conversation is. Then answer the question below.

What is the best title for this conversation?

- A Kenji and Peter's Big City Adventure
- B Small Towns Are Better Than Big Cities
- C Why Small Towns Are Better
- D No Place Is Perfect

Discuss your choice with your classmates. Tell why you think the other titles don't show the main idea.



▲ Peter



▲ Kenji



▲ Ming

#### Culture Note

Many large cities in North America have a busy downtown in the center and a quiet suburb outside the city. Many people prefer to work downtown but to live in the suburbs. These people commute (travel) from home to work and back.

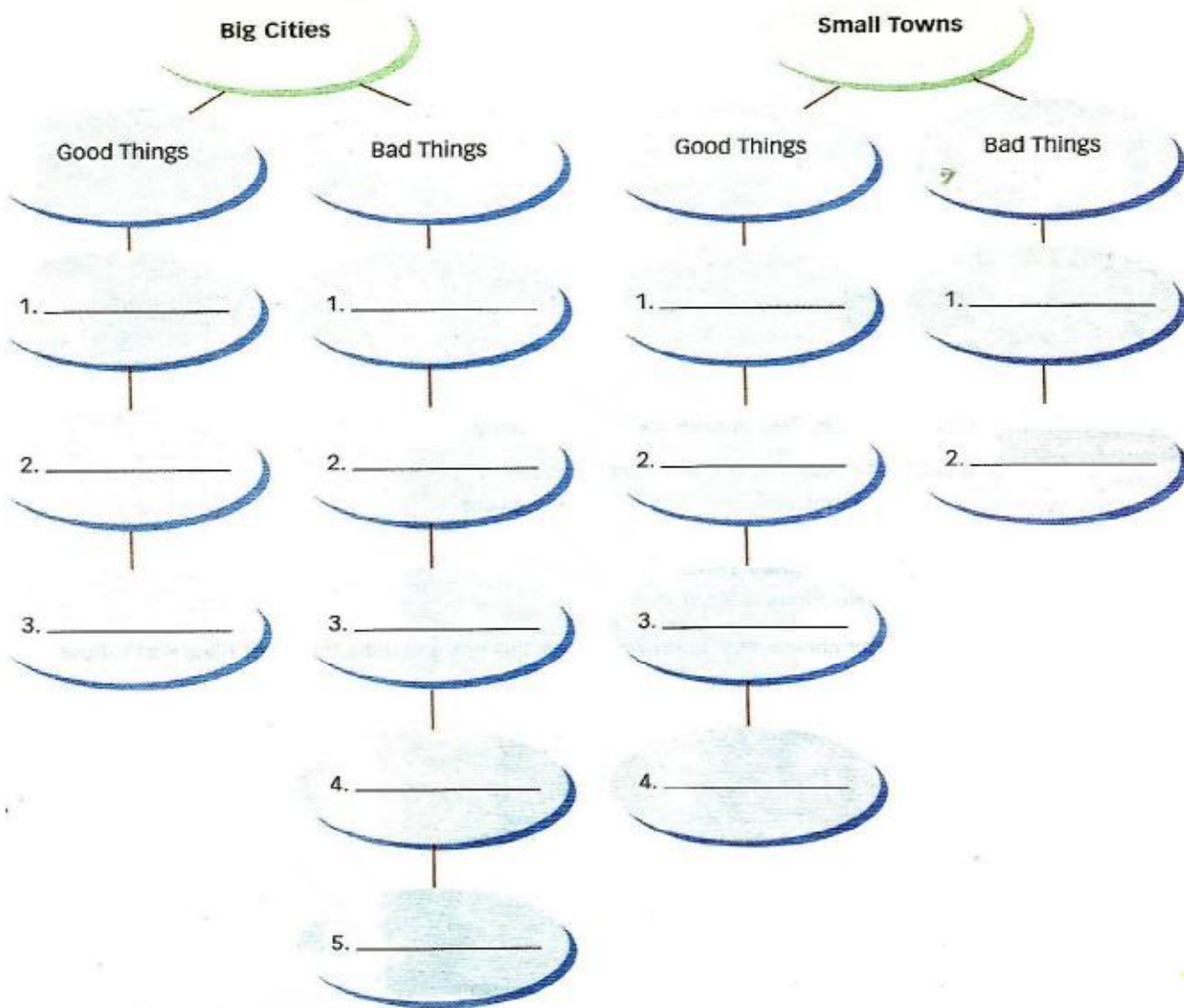
### Strategy

#### Graphic Organizer: Concept Map

A concept map can help you organize your notes when a speaker is comparing two or more sides of a topic. You can also use a concept map to organize your own ideas when you are making this kind of comparison.



**4 Taking Notes on Specific Information** Listen again. As you listen, write the key words about big cities and small towns.





### After You Listen



**5 Summarizing Ideas** Compare your notes with a partner. Using the key words from Activity 4, form complete sentences about what Peter, Kenji, and Ming said.

#### Example

They talked about three advantages of big cities. First, cities are exciting. Also, there is good shopping there, and . . .

**6 Using Vocabulary** Discuss your answers to the following questions with a partner. Use the underlined vocabulary in your answers.

1. Is there a lot of smog in the community where you live now? What is your government doing to reduce smog?
2. Name some times and places that are crowded in the city. How do you feel in a crowded place?
3. Name some advantages and disadvantages of driving to work and taking the subway to work.

## Part 3

## Strategies for Better Listening and Speaking

### Getting Meaning from Context

TOEFL® iBT



#### Focus on Testing

**Using Context Clues** Many tests such as the TOEFL® iBT measure your academic listening and speaking abilities. This activity, and others in the book, will help develop your social and academic communication abilities and provide a foundation for success on a variety of standardized tests. You are going to hear five conversations from different parts of the city.

1. Listen to the beginning of each conversation.
2. Listen to the question for each conversation. Stop the recording and choose the best answer to each question.
3. In the **Clues** column, write the words that helped you choose your answer.
4. Listen to the last part of each conversation to hear the correct answer.

■ ■ ■ In the Community 75

Answers	Clues
1. <input type="radio"/> A in a post office <input type="radio"/> B in a bank <input type="radio"/> C in a gas station	
2. <input type="radio"/> A on a train <input type="radio"/> B in a taxi <input type="radio"/> C on a bus	
3. <input type="radio"/> A at a clothing store <input type="radio"/> B at a dry cleaner <input type="radio"/> C at a coffee shop	
4. <input type="radio"/> A getting a driver's license <input type="radio"/> B visiting an eye doctor <input type="radio"/> C taking a final exam	
5. <input type="radio"/> A at an airport <input type="radio"/> B at a bank <input type="radio"/> C at a post office	

### Talk It Over



**1 Role-Play** Mr. Kim was in a hurry to buy a birthday present. He parked his car on the street. When he finished shopping, he got a surprise!

1. With a partner, discuss the cartoon on the next page. Use the vocabulary in the box below to explain what is happening.
2. Then prepare and perform a conversation between Mr. Kim and the parking officer.

#### Expressions

Oh, no!  
I can't believe it!  
What's going on?  
Give me a break, officer.


#### Verbs

park  
tow away

#### Nouns

ticket/citation  
law  
tow truck  
sign





## Part 4 Real-World Tasks: Directions

### Using Language Functions

#### EXPRESSIONS FOR ASKING FOR AND GIVING DIRECTIONS

You will listen to Peter getting directions to different places in the city. Before you listen, study the expressions listed below.

Asking for Directions	Giving Directions
Could you tell me where ... is?	Go straight.
Where is ... ?	Go straight for two blocks on (Lennox) Avenue/ Street/Road.
Do you know how to get to ... ?	Go past (the market).
How do I get to ...	Go north/south/east/west.
I'm looking for ...	Turn right/left.
I'm trying to find ...	Make a right/left.
	Cross the street.
	You'll see it on your right/left.

**1 Reading a Map** Look at the map below. Follow the way from the café to the tennis courts. Write the directions on the lines below.

*Go north on Lennox.*

---

---

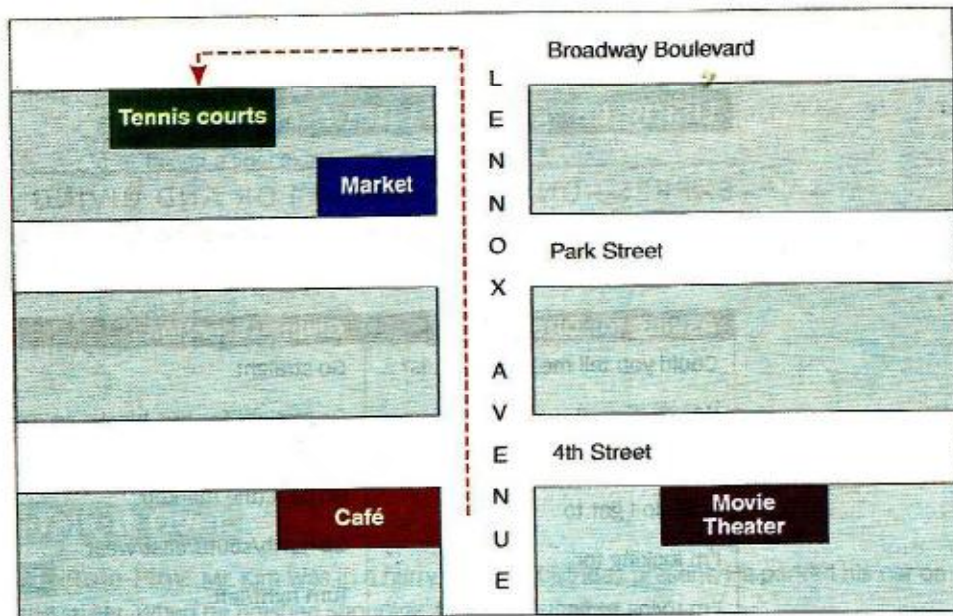
---

Now write directions from the tennis courts to the movie theater.

---

---

---







**2 Following Directions** Peter is getting directions to various places in the city. Right now, he is at Joe's Diner on Columbus Street.

1. Find Joe's Diner on the map below.
2. Listen to the directions and follow them on the map.
3. As you listen, write the name of each place that Peter is looking for on the map.



**3 Giving Directions** Look at the map above. Work with a partner. Ask for directions to the places listed below.

**Example**

- A:** How do I get from the hospital to the gas station?  
**B:** Go north on Walnut, turn left on . . .

1. from the hospital to the gas station
2. from the parking lot to the high school
3. from the barbershop to Mort's Gym
4. from the tennis courts to the market

Choose one of these buildings on the map: A, B, D, or G, but don't tell your partner which one. Give directions to the building from Joe's Diner. Ask your partner to tell you the letter of the building that he or she arrives at.

### GETTING DIRECTIONS ON THE PHONE

If you need directions, your local bus company can help you. Call the bus company and tell them:

- where you want to leave from
- where you want to go
- what time you need to get there



**4 Listening for Directions on the Phone** Listen to the following telephone conversations with the Metro Bus Company. Take notes on each conversation.

1. Destination: \_\_\_\_\_  
Bus number: \_\_\_\_\_  
Time to get on: \_\_\_\_\_  
Place to get on: \_\_\_\_\_  
Place to get off: \_\_\_\_\_
2. Destination: \_\_\_\_\_  
Time to get on: \_\_\_\_\_  
Place to get on: \_\_\_\_\_  
Fare: \$ \_\_\_\_\_  
Travel time: \_\_\_\_\_
3. Destination: \_\_\_\_\_  
Bus number: \_\_\_\_\_  
Place to get on: \_\_\_\_\_  
How often bus runs: \_\_\_\_\_

#### Language Tip

The word **fare** is used for the cost of transportation.

#### Example:

How much is the **airfare** from Miami to Sao Paulo?

I need \$25 for **cab fare**.

Do you have enough money for the **bus fare**?

Compare your notes with a partner.



▲ Which bus should I take?



## Self-Assessment Log

Check the words you learned in this chapter.

### Nouns

- advantage
- debit card
- disadvantage
- dry cleaner
- jaywalking
- laundry
- smog

### Verbs

- drop off  
(something or  
someone)
- give (someone)  
a ride
- have got to
- run errands

### Adjectives

- convenient
- crowded

Check the things you did in this chapter. How well you can do each one?

	Very well	Fairly well	Not very well
I can listen to and practice stress and reductions.	<input type="checkbox"/>	<input type="checkbox"/>	<input type="checkbox"/>
I can listen to, ask for, and give directions.	<input type="checkbox"/>	<input type="checkbox"/>	<input type="checkbox"/>
I can take notes on a conversation.	<input type="checkbox"/>	<input type="checkbox"/>	<input type="checkbox"/>
I can summarize my notes.	<input type="checkbox"/>	<input type="checkbox"/>	<input type="checkbox"/>
I can guess meanings from context.	<input type="checkbox"/>	<input type="checkbox"/>	<input type="checkbox"/>
I can talk about maps.	<input type="checkbox"/>	<input type="checkbox"/>	<input type="checkbox"/>

Write what you learned and liked in this chapter.

In this chapter,

I learned \_\_\_\_\_

I liked \_\_\_\_\_

Chapter

5

# Home

## In This Chapter

Conversation:	Finding the Right Apartment
Conversation:	Touring an Apartment
Getting Meaning from Context:	Getting Along with Roommates
Real-World Tasks:	Caring for Someone's House

“ A good home must be made, not bought. ”


—Joyce Maynard  
American author  
(1953–)





### Connecting to the Topic

- 1 What are the men in the picture doing? Why?
- 2 How many times in your life have you moved? What were the reasons?
- 3 Is it common for young adults in your culture to live by themselves? Why or why not?





## Part 1


# Conversation: Finding the Right Apartment

### Before You Listen



**1 Prelistening Questions** Before you listen, talk with a partner.

1. Look at the photo. What is happening?
2. What kind of place do you live in now: an apartment? a house? a student dormitory?



▲ An apartment manager (landlord)





**2 Previewing Vocabulary** Listen to the words and phrases from the conversation. Then complete the sentences below with the words and phrases.

Nouns	Verbs	Adjectives	Adverb
closet	move (in/out)	furnished/unfurnished	pretty
fireplace	raised	stressed out	
landlord			
studio			
vacancy			

- Mr. Davis is the owner of the house where I live. He always helps me when something is broken in the kitchen or the bathroom. He is a very good \_\_\_\_\_.
- Don't leave your clothes and shoes in the living room. Put them in your \_\_\_\_\_.
- I only need one room to live in because I'm alone and I don't have much money. So I'm going to rent a \_\_\_\_\_ apartment.
- Jack has to buy a bed, a desk, a table, chairs, and some other things because his new apartment is \_\_\_\_\_.
- My place is \_\_\_\_\_ close to campus. It's only a 20-minute walk.
- After two years, the owner of the building I live in \_\_\_\_\_ my rent from \$850 to \$950 a month.
- This hotel is full, it has no \_\_\_\_\_. We'll have to look for a room at another hotel.
- I like to use my \_\_\_\_\_ in winter. It makes my apartment very warm.
- If you don't like your apartment, you can \_\_\_\_\_ and find another place.
- Joanne has to study for two tests tomorrow, and she also has to pick up her parents at the airport. That's why she feels \_\_\_\_\_.

### Listen



**3 Listening for Main Ideas** Ming is talking to her friend Beth about apartments. Close your books as you listen to the conversation. Listen for the answers to these questions.

- Why is Beth stressed out?
- What does Beth learn from Ming that makes Beth feel better?

Compare and discuss your answers with a partner.



**4 Listening for Details** Listen again if necessary. Write *T* if a statement is true and *F* if it is false.

- \_\_\_\_\_ 1. Ming's building is close to campus.  
\_\_\_\_\_ 2. Ming's building has a parking garage.  
\_\_\_\_\_ 3. In Ming's building, a one-bedroom apartment rented for \$850 a month.  
\_\_\_\_\_ 4. Beth needs an unfurnished apartment.

### Stress



**5 Listening for Stressed Words** Listen to the conversation again. Some of the stressed words are missing. During each pause, repeat the phrase or sentence. Then fill in the blanks with words you hear.

**Beth:** I'm \_\_\_\_\_ stressed \_\_\_\_\_. My landlord just raised my \_\_\_\_\_. I think I'll have to \_\_\_\_\_

**Ming:** Really? You know, my building has some \_\_\_\_\_. It's a pretty nice place, and it's just \_\_\_\_\_ minutes from campus.

**Beth:** Oh yeah? How much is the rent for a \_\_\_\_\_?

**Ming:** There are no \_\_\_\_\_ apartments in our building. My neighbor just \_\_\_\_\_ of a one-bedroom. He paid \$850 a month, I think.

**Beth:** That's not \_\_\_\_\_. Tell me more.

**Ming:** Well, one-bedrooms come with a \_\_\_\_\_, a kitchen, a fireplace in the \_\_\_\_\_ room, pretty big closets, and uh . . . Are you looking for a \_\_\_\_\_ or unfurnished place?

**Beth:** Unfurnished. I have all my \_\_\_\_\_ stuff. What about parking and \_\_\_\_\_?

**Ming:** There's no garage. You have to park on the street. But there is a \_\_\_\_\_ room downstairs.

**Beth:** Hmm. I think I'm \_\_\_\_\_. Could you give me the address?

**Ming:** Sure. It's 1213 Rose Avenue. The \_\_\_\_\_ name is Mr. Azizi. Call him up or \_\_\_\_\_ and talk to him.

**Beth:** Thanks, Ming. I'm going to do that tomorrow for \_\_\_\_\_

Now read the conversation with a partner. Practice stressing words correctly.



## Reductions

**6 Comparing Unreduced and Reduced Pronunciation.** The following sentences come from the conversation. Listen for the difference between unreduced and reduced pronunciation. Repeat both forms after the speaker.



### Unreduced Pronunciation

1. I think I'll have to move.
2. Are you looking for a furnished place?
3. You have to park on the street.
4. Could you give me the address?
5. Call him up.
6. Stop by and talk to him.
7. I'm going to do that tomorrow.

### Reduced Pronunciation\*

- I think I'll (h)afta move.
- Arya looking for a furnished place?
- You (h)afta park on the street.
- Couldja girume the address?
- Call 'im up.
- Stop by 'n' talk to 'im.
- I'm gonna do that tomorrow.

#### Language Tip

Note that sometimes the **h** at the beginning of a word is reduced, and sometimes it isn't: You might hear, "I'll **h**afta move" (or) "I'll **h**afta park."

**7 Listening for Reductions** Listen to the following conversation. You'll hear the reduced pronunciations of some words. Repeat each sentence during the pause. Then write the unreduced forms of the missing words in the blanks.



- A:** Mr. Azizi, I \_\_\_\_\_ talk to you. I have another problem.
- B:** \_\_\_\_\_ call me later? I'm busy now.
- A:** No, I need the plumber again. \_\_\_\_\_ call \_\_\_\_\_ right now?
- B:** I have a \_\_\_\_\_ things to do. I'll call \_\_\_\_\_ tomorrow morning, okay?
- A:** No, I need \_\_\_\_\_ right now!
- B:** \_\_\_\_\_ having trouble with the toilet again?
- A:** Yes. Look, just \_\_\_\_\_ the plumber's phone number. I'll call \_\_\_\_\_.
- B:** All right, all right. Just \_\_\_\_\_ a minute and I'll do it.

With a partner, read the conversation. Practice reduced pronunciation.

\* Note: The underlined forms are not acceptable spellings in written English.

**After You Listen**

**8 Using Vocabulary** Work in pairs. Student A should look at page 201. Student B should look at page 205. Follow the instructions. Study the information in your box for a few minutes before you begin.

**Pronunciation****THE -ED ENDING IN PAST TENSE VERBS**

The *-ed* ending in past tense verbs is pronounced one of three ways, depending on the sound that comes before *-ed*.

/ɪd/ after *-d* and *-t*

**Examples** waited, invited, needed

/t/ after unvoiced sounds: *-p, -k, -f, -s, -ch, -sh, -x*

**Examples** missed, watched, helped

/d/ after vowels and other voiced sounds: *-b, -g, -j, -m, -n, -l, -r, -th, -v, -z, -w*

**Examples** lived, showed, listened



**9 Distinguishing Among -ed Endings** Listen and write the following words. Then check the sound you hear at the end of the word.

	/ɪd/	/t/	/d/
1. _____ <i>turned</i> _____	<input type="checkbox"/>	<input type="checkbox"/>	<input checked="" type="checkbox"/>
2. _____	<input type="checkbox"/>	<input type="checkbox"/>	<input type="checkbox"/>
3. _____	<input type="checkbox"/>	<input type="checkbox"/>	<input type="checkbox"/>
4. _____	<input type="checkbox"/>	<input type="checkbox"/>	<input type="checkbox"/>
5. _____	<input type="checkbox"/>	<input type="checkbox"/>	<input type="checkbox"/>
6. _____	<input type="checkbox"/>	<input type="checkbox"/>	<input type="checkbox"/>
7. _____	<input type="checkbox"/>	<input type="checkbox"/>	<input type="checkbox"/>
8. _____	<input type="checkbox"/>	<input type="checkbox"/>	<input type="checkbox"/>
9. _____	<input type="checkbox"/>	<input type="checkbox"/>	<input type="checkbox"/>
10. _____	<input type="checkbox"/>	<input type="checkbox"/>	<input type="checkbox"/>



**10 Pronouncing -ed Endings** Work with a partner. Ask and answer the following questions in complete sentences. Pay attention to the pronunciation of the *-ed* endings.

1. When did you move to the home, or place, you live in now?
2. Who recommended this school to you?
3. When did you first start cleaning or decorating your own childhood bedroom?
4. When was the last time you called your family?
5. What TV programs or movies did you watch at home, recently?





**11 Using -ed Endings** Working with a partner, look at the pictures. Talk about Jennifer's moving day. Use the past tense of each verb. Pronounce the -ed endings carefully.

**Example**

Jennifer moved into her new place. First, the movers carried the boxes inside and Jennifer watched them. Then, Jennifer . . .

1.



move/carry/watch

2.



call/ask/describe

3.



look/decide

4.



unpack

5.



wash/drop

6.



dust/sneeze

7.



paint

8.



work/plant

9.



order

10.



rest

### Talk It Over



#### 12 Asking for Information About Apartments

1. Look at the three apartment advertisements. They do not give very much information.
2. Make up five questions about the apartment in each ad. Use the ideas on the right.
3. Work with a partner. One of you is the manager, and the other one is the renter. Ask and answer the questions you prepared.
4. Change roles for each ad.

1.

*Beautiful apartment;  
walk to campus.  
Call 555-2009 for more  
information.*

Rent? \_\_\_\_\_

Number of rooms? \_\_\_\_\_

Noise? \_\_\_\_\_

Stove/refrigerator? \_\_\_\_\_

(Your own question) \_\_\_\_\_

2.

**TWO-BEDROOM APARTMENT**  
\$1500. Good location. Call 555-1828.

Area? \_\_\_\_\_

Lease? \_\_\_\_\_

Garage? \_\_\_\_\_

Number of bathrooms? \_\_\_\_\_

(Your own question) \_\_\_\_\_



3.

ROOM TO LET  
Lots of privacy.  
Leave message  
at 555-5520.

Furnished? \_\_\_\_\_

Bathroom? \_\_\_\_\_

Laundry? \_\_\_\_\_

Location? \_\_\_\_\_

Rent? \_\_\_\_\_

## Part 2 Conversation: Touring an Apartment

### Before You Listen



**1 Prelistening Questions** You will hear a conversation between Beth and an apartment manager showing her the apartment. Before you listen, answer these questions with a partner.

1. What do you like and dislike about the home where you live now? Name two good things and two bad things.
2. Who found your current home for you: you? your parents? a housing advisor? an agent?
3. In your experience, in what ways are apartment managers generally helpful or unhelpful?



**2 Previewing Vocabulary** Listen to the underlined words from the conversation. Then write the letter of the correct definition for each underlined word beside each sentence.

#### Sentences

1. \_\_\_\_\_ My apartment lease says that I have to stay there for one year.
2. \_\_\_\_\_ I need a new apartment. Is there an available apartment in your building?
3. \_\_\_\_\_ My shower is broken. Can you fix it?
4. \_\_\_\_\_ You don't have to sign a lease for this apartment. You can just rent it month-to-month.
5. \_\_\_\_\_ A pipe in my bathroom has a leak, and now my bathroom is full of water.

#### Definitions

- a. able to be bought/rented/acquired
- b. to repair; to make something work again
- c. a crack or hole that allows liquid to escape
- d. a contract; a signed agreement to live in a home for a period of time
- e. without a yearly contract

■■■ Home 91

**Listen**

**3 Listening for Main Ideas** Beth is looking at an apartment in Ming's building. Listen to her conversation with the manager. To help you remember the main points, take notes on these questions while you listen.

1. Which rooms is the manager showing Beth?

\_\_\_\_\_

2. Is this a good apartment or not?

\_\_\_\_\_

3. What's Beth's decision?

\_\_\_\_\_



**4 Taking Notes on Specific Information** Listen again. Take more detailed notes about the good things and the bad things in the apartment. Compare your list with a partner.

Rooms Visited	Good Points	Bad Points
<i>living room</i>		
<i>apartment in general</i>		

**After You Listen**

**5 Summarizing Ideas** Compare notes with a partner. Together, summarize the conversation. As you speak, look at your notes from Activities 3 and 4 to help you remember.





**6 Using Vocabulary** Discuss the following questions with a partner. Use the underlined vocabulary in your answers.

1. What is the advantage of a lease for (a) the renter? (b) the landlord?
2. Why do some people prefer to rent a place month-to-month rather than for a whole year?
3. If anything breaks in your home, who fixes it?
4. If your friend is moving to a new house or apartment, what days are you available to help him or her?
5. If your ceiling has a leak, what should you do?

### Using Language Functions

#### MAKING AND ANSWERING REQUESTS

It is important to learn how to make and answer formal and informal requests correctly.

Making Requests		Answering Requests	
		Yes	No
<b>Formal</b> 	Could you ... ?	Certainly.	I'm afraid I can't
	Would you please ... ?	Of course.	I'm sorry, I can't.
	Can you please ... ?	I would be happy to.	I'm sorry, but that's impossible.
	Would you mind* _____ ing ... ?	I don't mind.*	
<b>Informal (or stronger)</b>	I'd like you to ...	Sure.	Absolutely not.**
	I need you to ...	Okay.	No way.**
	I want you to ...	No problem.	

\* "Would you mind ... ?" means "Is it a problem for you?" The answer is negative: "I don't mind" means "It's not a problem."  
 \*\* "Absolutely not" and "No way" are strong refusals which could be considered rude.



**7 Role-Play** Beth likes the apartment in Ming's building. However, she wants some of the "bad things" corrected. She decides to ask the manager about these things:

changing the wall color      lowering the rent  
 putting in air conditioning      having some pets  
 fixing the bathroom leak

1. With a partner, role-play a conversation between Beth and Mr. Azizi, the manager. Use the expressions in the chart above.
2. After you practice, perform your role-plays for the class. Then talk about the levels of politeness that each pair used and how that possibly affected the results in each role-play.

## Part 3

# Strategies for Better Listening and Speaking

### Getting Meaning from Context

TOEFL® iBT



#### Focus on Testing

**Using Context Clues** Many tests such as the TOEFL® iBT measure your academic listening and speaking abilities. This activity, and others in the book, will develop your social and academic communication abilities, and provide a foundation for success on a variety of standardized tests. Listen to the following conversations between roommates.

1. Listen to the beginning of each conversation.
2. Listen to the question for each conversation. Stop the recording and choose the best answer to each question. Remember to use clues, signals, words you know, grammar, stress, and intonation to help you guess.
3. In the **Clues** column, write the words that helped you choose your answer.
4. Listen to the last part of each conversation to hear the correct answer.

Answers	Clues
1. <input type="radio"/> A studied for an exam <input type="radio"/> B made noise until 3:00 A.M. <input type="radio"/> C went to sleep	
2. <input type="radio"/> A because she is messy and doesn't clean <input type="radio"/> B because she won't talk to her <input type="radio"/> C because she doesn't take care of the furniture	
3. <input type="radio"/> A they like the same television shows <input type="radio"/> B they usually watch the news <input type="radio"/> C there's only one television in the house	
4. <input type="radio"/> A his roommate should pay more than half <input type="radio"/> B his roommate uses the phone too much <input type="radio"/> C his roommate should pay all the bills	
5. <input type="radio"/> A it has four bedrooms <input type="radio"/> B it's not comfortable for four people <input type="radio"/> C the rent is shared by four roommates	



### Talk It Over



**1 Finding a Roommate** Nabil and Roberto don't know each other. They meet at "Roommate Finders," because they are both looking for roommates. Read about Nabil and Roberto and decide if they will agree to be roommates.

#### Nabil

His rent just went up. To save money, he wants to share his apartment with someone. He is a very clean, quiet, and neat guy. He has a job and a cat.

#### Roberto

He wants to move out of his parents' home. He is looking for a cheap place to rent. He is messy and plays for a baseball team. He has a part-time job and goes to school part-time. He has a small dog.

With a partner, prepare and perform a role-play between Nabil and Roberto.



**Part 4****Real-World Tasks:  
Caring for Someone's House****Strategy****Graphic Organizer: Multi-Column Chart**

A multi-column chart can help you keep track of things that you have to do. For example, you can use this kind of chart to plan your homework for the week. List your classes in the left column, the task you have for each class in the second column, how long each task will take, when you plan to do the task, and so on:

Classes	Tasks	How long will it take me?	When will I do it?
English	write a paragraph	two hours	Monday afternoon
Math	p. 46, Exercise A	one hour	Tuesday morning



**1 Preparing to Leave Home for Vacation** Before going on vacation, some people ask a friend or neighbor to take care of their home while they are gone.

1. Look at the list of items to take care of in the chart on the next page. Think about the things you or your family would need done if everyone left home for a month. Discuss the possibilities with a partner or in a small group.
2. Before Beth's uncle went away for a month-long vacation, he called to ask her to take care of his house while he was away. Listen to their conversation. Complete the chart to show what Beth's uncle wants her to do.



▲ Beth's uncle's house



Homecare Vacation Instructions


Item to Take Care of	What to Do	How Often/When to Do It	Details, Notes
1. mail newspaper	a) b) pick up from yard		
2. dog	a) b) c)		Dog food will be in bag in kitchen
3. garbage	a)		Uncle will take garbage to street
4. rose bushes	a)		
5. swimming pool and house	a) clean up		

Listen again, then compare your chart with one or more classmates to try to complete the list accurately.



**2 Listening to Moving Instructions** Look at Beth's empty new apartment. She is going to tell the movers where to put each item.

1. Before you listen, look at the apartment and predict where the furniture and other things will go.
2. Now listen to Beth's instructions to the movers. Write the number of each thing in the correct place on the picture.



1.



2.



3.



4.



5.



6.







**3 Comparing Pictures** Work in pairs. Student A should look at the picture on page 201. Student B should look at the picture on page 205. Tell each other about each item and its location in the room. Find ten differences without looking at each other's pictures.

**Example**

**A:** In my picture, there is a shoe beside the bed.

**B:** In mine, the shoe is in front of the closet.

## Self-Assessment Log

Check the words you learned in this chapter.

**Nouns**

- closet
- fireplace
- landlord
- leak
- lease
- studio
- vacancy

**Verbs**

- fix
- move (in/out)
- raise

**Adjectives**

- available
- furnished/unfurnished
- stressed out

**Adverbs**

- pretty

**Expressions**

- month-to-month

Check the things you did in this chapter. How well can you do each one?

	Very well	Fairly well	Not very well
I can listen to and practice stress and reductions.	<input type="checkbox"/>	<input type="checkbox"/>	<input type="checkbox"/>
I can listen to and pronounce <i>-ed</i> endings.	<input type="checkbox"/>	<input type="checkbox"/>	<input type="checkbox"/>
I can talk about finding an apartment.	<input type="checkbox"/>	<input type="checkbox"/>	<input type="checkbox"/>
I can take notes on a conversation.	<input type="checkbox"/>	<input type="checkbox"/>	<input type="checkbox"/>
I can summarize my notes.	<input type="checkbox"/>	<input type="checkbox"/>	<input type="checkbox"/>
I can make and answer requests.	<input type="checkbox"/>	<input type="checkbox"/>	<input type="checkbox"/>
I can guess meanings from context.	<input type="checkbox"/>	<input type="checkbox"/>	<input type="checkbox"/>
I can talk about homecare.	<input type="checkbox"/>	<input type="checkbox"/>	<input type="checkbox"/>

Write what you learned and what you liked in this chapter.

In this chapter,

I learned \_\_\_\_\_

I liked \_\_\_\_\_

Chapter

6

# Cultures of the World

## In This Chapter

Conversation:	Learning New Customs
Lecture:	Coming-of-Age Ceremonies
Getting Meaning from Context:	Cultural Differences
Real-World Tasks:	Dining Customs

“ Culture is the widening of the mind and of the spirit. ”

—Jawaharlal Nehru  
Indian politician  
(1889–1964)





### Connecting to the Topic

- 1 Look at the photo. What do you know about this culture?
- 2 What kinds of difficulties can a person have when visiting or moving to a place with a different culture?
- 3 What places and cultures are you interested in? Why?






## Part 1 Conversation: Learning New Customs

### Before You Listen



**1 Prelistening Questions** Before you listen, talk about travel with a partner.



▲ Salma talking on her cell phone.

1. Discuss the situation in the photo. Why shouldn't Salma use her cell phone?
2. Do you know the expression "When in Rome, do as the Romans do"? Tell about a time when you followed this advice.
3. How do you feel when you travel to a new place, meet new people, and experience new customs? Circle the words in the box that describe how you feel. Explain or give examples of times that you have had these feelings.

excited	careful	afraid	shy	nervous
energetic	homesick	worried	interested	curious





**2 Previewing Vocabulary** Listen to the underlined words. You will hear these words in the conversation. Then use the context to guess their meanings. Write your guesses in the spaces.

Contexts	Meanings
1. My first <u>impression</u> of my new boss was not good. He seemed strict and unfriendly when I first met him, but now I like him.	
2. I don't like getting up at 6 A.M., but I am <u>used to it</u> now because I've been doing it every day for three years.	
3. Mr. and Mrs. Haley like to travel to <u>exotic</u> places. They like unusual and interesting vacations.	
4. If you don't finish your food in an American restaurant, you can take the remaining food home in a <u>doggie bag</u> .	
5. When I arrived in the U.S., I was <u>amazed</u> by the number of large cars on the road. There were so many! We have only small cars where I'm from.	
6. Our teacher has not given us a lot of homework <u>so far</u> , but maybe she'll give us more next week.	
7. When we finished dinner, we saved the <u>leftovers</u> in the refrigerator.	



### Listen

**3 Listening for Main Ideas** Yolanda and her friend Salma, who is visiting from Lebanon, are having lunch. Kenji is also having lunch at the restaurant. Close your book as you listen to the conversation. Listen for the answers to these questions.

1. What is Salma's impression of the United States?
2. What surprised Salma in the restaurant?

Compare and discuss answers with a partner.



**4 Listening for Details** Listen again if necessary. Write *T* if a statement is true and *F* if it is false.

- \_\_\_\_\_ 1. Salma doesn't like hotdogs because they don't taste good.
- \_\_\_\_\_ 2. Kenji likes American food.
- \_\_\_\_\_ 3. At the Mexican restaurant, Yolanda was surprised when Salma asked for a doggie bag.
- \_\_\_\_\_ 4. In Salma's country, using cell phones is common everywhere.
- \_\_\_\_\_ 5. Salma says "When in Rome, do as the Romans do" to mean that she will start eating American food.

### Stress



**5 Listening for Stressed Words** Listen to part of the conversation again. Some of the stressed words are missing. During each pause, repeat the phrase or sentence. Then fill in the blanks with the words you hear.

**Kenji:** So, Salma, is this your \_\_\_\_\_ trip to the United States?

**Salma:** Yes, it is.

**Kenji:** And what's your \_\_\_\_\_ so far?

**Salma:** Well, the people are really \_\_\_\_\_, and the city is beautiful. But the \_\_\_\_\_; well, it's not so good.

**Kenji:** Oh, yeah, that's what I thought too when I \_\_\_\_\_ got here. But I'm \_\_\_\_\_ to American food now. I actually \_\_\_\_\_ hotdogs and French fries.

**Yolanda:** So last night I took Salma to a \_\_\_\_\_ restaurant. I wanted her to try something \_\_\_\_\_.

**Kenji:** Did you \_\_\_\_\_ it?

**Salma:** Yeah, the food was \_\_\_\_\_ good, but it was \_\_\_\_\_ I couldn't \_\_\_\_\_ it all.

**Yolanda:** Salma was \_\_\_\_\_ when I took the \_\_\_\_\_ home in a doggie bag.

**Kenji:** Yeah, that's funny, \_\_\_\_\_ it? They call it a \_\_\_\_\_ bag, but it's for people. Anyway, what \_\_\_\_\_ surprised you?



**Salma:** That the restaurant was so \_\_\_\_\_! We don't use \_\_\_\_\_ conditioning so much in my country. Oh, and the water had \_\_\_\_\_ in it, too. I had to put on my \_\_\_\_\_, I was so cold!

Now read the conversation with two other classmates. Practice stressing words correctly.

### Reductions



**6 Comparing Reduced and Unreduced Pronunciation** The following sentences come from the conversation. Listen for the difference between unreduced and reduced pronunciation. Repeat both forms after the speaker.

#### Unreduced Pronunciation

1. Is this your first trip to the United States?

2. What's your impression so far?

3. I wanted her to try something exotic.

#### Reduced Pronunciation\*

Is thisyer first trip to the United States?

Whatcher impression so far?

I wanted 'er ta try something exotic.



**7 Listening for Reductions** Anita and Brenda have just finished eating lunch together. Listen to their conversation. Repeat each sentence during the pause. Then write the unreduced forms of the missing words in the blanks.

**Anita:** Well, it's time to get back to the office. I'll see you soon, Brenda.

**Brenda:** OK, see you . . . Wait, Anita, is \_\_\_\_\_ cell phone?

**Anita:** Oh my goodness, yes, thanks. By the way, I almost forgot: my parents are coming \_\_\_\_\_ a visit next week.

**Brenda:** Really? I'd love \_\_\_\_\_ meet \_\_\_\_\_.

**Anita:** Well, \_\_\_\_\_ have lunch with us on Saturday?

**Brenda:** Saturday? Hmm . . . I promised my roommate I would go shopping with \_\_\_\_\_ that day. Could we get together \_\_\_\_\_ coffee later in the afternoon?

**Anita:** I \_\_\_\_\_ . They might be busy, but I'll ask.

With a partner, read the conversation. Practice reduced pronunciation.

\* Note: The underlined forms are not acceptable spellings in written English.

### After You Listen



**8 Using Vocabulary** Discuss the following questions with a partner. Use the underlined vocabulary in your answers.

1. Do you remember the first time you visited a foreign country? What was your first impression of it?
2. Has anything changed in your life in the past year? For example, did you start a new job? Did you move to a new place? Are you used to the new situation in your life?
3. What is the most exotic place or food that you have experienced in your life?
4. What would happen if an American asked for a doggie bag in your country?
5. How many years of education have you completed so far?
6. What amazes you about the United States or another country you have visited?  
Finish this sentence: "I am amazed that. . ."
7. Some people hate to eat leftovers. How about you?

### Talk It Over



**9 Discussing Behavior** In this section you learned the expression "When in Rome, do as the Romans do." But is this always a good rule to follow? Work in small groups and discuss the following questions.

1. Have you ever been in a situation where everyone was behaving in a way that you didn't like? How did you feel? What did you do?
2. In what situations might it be impossible for you to "do as the Romans do"? Brainstorm a list of situations. What would you do if you found yourself in one of these situations?



## Part 2

## Lecture: Coming-of-Age Ceremonies

### Before You Listen



**1 Prelistening Questions** Before you listen, talk with a partner about coming of age in different countries.

1. At what age does a person come of age, or become a legal adult, in your culture?
2. Do you know of any special customs or ceremonies when a person becomes an adult? Is it different for boys and girls?



▲ These young women celebrate Coming-of-Age Day in Japan.



**2 Previewing Vocabulary** You will hear the following words in the lecture. Listen to the words. Then write the letter of the correct definition beside each word.

**Words**

1. \_\_\_\_\_ the woods
2. \_\_\_\_\_ adult
3. \_\_\_\_\_ adulthood
4. \_\_\_\_\_ ceremony
5. \_\_\_\_\_ responsible for (something)
6. \_\_\_\_\_ passage
7. \_\_\_\_\_ look forward to (something)

**Definitions**

- a. a formal or traditional way of celebrating an important event
- b. the time of life when a person is not a child anymore
- c. to wait for an event with a feeling of pleasure
- d. a movement to the next stage or level of something
- e. an area thickly covered with trees
- f. in control of something and taking care of it
- g. a person who is grown up, not a child anymore

**Listen**

**3 Listening for Main Ideas** Listen to a short lecture about becoming an adult in three different cultures. As you listen, list the cultures in the spaces below.

1. \_\_\_\_\_
2. \_\_\_\_\_
3. \_\_\_\_\_





**4 Taking Notes on Specific Information** Listen again. This time, fill in the details about each culture.

Culture	Age	Details
1. North American Indian	12-13	<hr/> <hr/> <hr/> <hr/>
2		<hr/> <hr/> <hr/> <hr/>
3		<hr/> <hr/> <hr/> <hr/>

### After You Listen



**5 Summarizing Ideas** In groups of four, use your notes from Activities 3 and 4 to summarize the lecture. Each student should speak about one culture. Try to speak in complete sentences.



**6 Using Vocabulary** Discuss the following questions with a partner. Use the underlined vocabulary in your answers.

1. Are you legally an adult?
2. Which is easier, in your opinion: adulthood or childhood? Why?
3. In your community, is there a ceremony when a baby is born? If yes, describe it.
4. When you were a teenager, were you responsible for watching your younger brothers and sisters? How did you feel about this responsibility?

5. What has been the most important passage in your life until now?
6. Are you looking forward to the next passage in your life (graduation, marriage, children, retirement, etc.)? Why or why not?
7. How would you feel about going into the woods alone for three days? Why would you feel this way?

### Talk It Over



**7 At What Age . . . ?** Work in small groups. Talk about when people should be allowed to do the following activities.

#### Examples

I think 16 is too young to get a driver's license. Age 18 is better because . . .



▲ A teenage driver

Activity	Age
get a driver's license	
get married with parents' permission	
vote	
get a credit card	
live away from parents	
join the army	
become a minister in the government of your country	
retire (with full government benefits)	





TOEFL® iBT

**Focus on Testing**

**Using Context Clues** Many tests such as the TOEFL® iBT measure your academic listening and speaking abilities. This activity, and others in the book, will develop your social and academic communication abilities, and provide a foundation for success on a variety of standardized tests. The following four conversations take place in North America. In each situation, one speaker's action is "culturally incorrect." Listen and decide what the mistake is.

1. Listen to the beginning of each conversation.
2. Listen to the question for each conversation. Stop the recording and choose the best answer to each question.
3. In the **Clues** column, write the words that helped you choose your answer.
4. Start the recording again. Listen to the last part of each conversation to hear the correct answer.

Answers	Clues
1. <input type="radio"/> A She didn't call before visiting. <input type="radio"/> B She didn't bring a present. <input type="radio"/> C She used Belinda's first name.	
2. <input type="radio"/> A He didn't eat all his food. <input type="radio"/> B He forgot to leave a tip. <input type="radio"/> C He asked for the check.	
3. <input type="radio"/> A He asked about the price of the house. <input type="radio"/> B He asked too many questions. <input type="radio"/> C He asked the woman for a drink.	
4. <input type="radio"/> A that Koreans hug people on their birthdays <input type="radio"/> B that Koreans don't celebrate birthdays <input type="radio"/> C that Koreans don't hug people they don't know very well	



### Talk It Over



**2 Comparing Customs** Review the mistakes you heard in the Focus on Testing Activity. With a partner, make a statement about each custom. Then compare it to customs in other countries.

1. In American restaurants, a 15 to 20 percent tip is normal. But in \_\_\_\_\_
2. Before visiting someone in the United States, it's better to call first. But in \_\_\_\_\_
3. \_\_\_\_\_
4. \_\_\_\_\_

### Using Language Functions

#### Culture Note

We say **Excuse me** to apologize for small, unimportant mistakes. We also say **Excuse me** to

- get someone's attention.
- interrupt someone.
- ask someone to move.

We say **I'm sorry** to

- apologize for minor or serious mistakes.
- show concern for a person's feelings or difficult situation.

#### APOLOGIZING

The following expressions are often used after we make a mistake and feel bad about a situation. The mistake may be small (stepping on someone's foot) or serious (being a half hour late for a test).

	Apologizing	Responding
<b>Informal</b>	Oops! Excuse me. Sorry. I'm (very) sorry. It was my fault. I apologize.	Forget about it. Don't worry about it. No problem. That's okay. That's all right.
<b>Formal</b>	Please forgive me.	I forgive you.



**3 Role-Play** Read the following situations. With a partner, prepare a conversation about each situation. Use the appropriate expressions for apologizing and responding.



▲ It's 6 o'clock in the morning on a Saturday.

### Situations

1. It's 6 o'clock in the morning on a Saturday. Your neighbor comes to your door to complain that your music is too loud.
2. You forgot about your doctor's appointment at 3:00 p.m. today. The doctor's secretary calls you to ask what happened.
3. You don't feel well and you need to leave in the middle of the class.



## Part 4 Real-World Tasks: Dining Customs



▲ A formal dinner party in the United States.



### Culture Note

#### Formal Dining

Family dinners in the United States are usually relaxed and informal. However, sometimes, when special guests are invited, or if you are eating in a restaurant, dinners are more formal and traditional.

A formal American dinner usually has the following parts, served in order:

1. soup
2. salad
3. the *main course* (meat, chicken, or fish; potato or rice; and one or more cooked vegetables)
4. dessert (something sweet such as cake, ice cream, or fruit)

Typically, bread and butter are served before the salad is served. Water is almost always served.

While you are waiting for your meal, sometimes an appetizer (a small dish) will be served.



**1 Prelistening Questions** Before you listen, talk about dining customs with a partner.

1. What are the typical parts of a formal dinner in your culture?
2. What special foods or beverages are served at formal dinners that you don't usually have every day?
4. Have you ever eaten in a formal restaurant or at a formal dinner party? Describe this experience.



**2 Previewing Vocabulary** Listen to the underlined words. You will hear these words in the conversation. Before you listen, use the context to guess their definitions. Write the letter of the correct definition beside each sentence.

### Sentences

1. \_\_\_\_\_ Take a couple of napkins. These sandwiches are really messy.
2. \_\_\_\_\_ When I was a teenager, it was my job to set the table each night before dinner.
3. \_\_\_\_\_ In a restaurant, it is a waiter's job to serve the food and drinks.
4. \_\_\_\_\_ Please lay that box on the dining room table.
5. \_\_\_\_\_ Europeans use silverware to eat with, while many Asians prefer chopsticks.
6. \_\_\_\_\_ Be careful with that knife! Pick it up only by the handle.
7. \_\_\_\_\_ A: What kind of kitchen utensil is this?  
B: It's a potato peeler. It's much easier to use than a knife.
8. \_\_\_\_\_ It is logical not to eat food that tastes bad.

### Definitions


- a. any kind of kitchen tool
- b. knives, forks, and spoons
- c. the part of a tool that you hold in your hand
- d. to put dishes, plates, glasses, etc. on a table before a meal
- e. reasonable or sensible
- f. put something down
- g. to give or bring something to a customer
- h. a piece of cloth or paper used to protect your clothes and wipe your mouth while eating



**3 Following Directions for Setting a Table** Ming loves cooking and entertaining. For Peter's 23rd birthday, she wants to prepare a formal dinner for their friends. She asks Peter's mother, Mrs. Riley, to teach her how to set a formal dinner table.

Listen to the conversation between Ming and Mrs. Riley. Follow Mrs. Riley's instructions for setting the table. As she mentions each item, write its number in the proper place.





- 1. dinner napkin
- 2. water glass
- 3. bread plate
- 4. soup spoon
- 5. dessert spoon
- 6. dinner fork
- 7. salad fork
- 8. dessert fork
- 9. butter knife
- 10. dinner knife





**4 Using Vocabulary** With a partner, look at the picture from Activity 3. Take turns naming the numbered items and saying where they belong. Begin like this: "Number 1 is a napkin. It goes on the dinner plate." Then answer the questions below.

1. In your family, who serves the food when you eat together? Who sets the table?
2. What is your favorite or most useful kitchen utensil?
3. When you come home from school, where do you lay your books?
4. Do you think it is more logical to eat dessert before or after a meal? Why?
5. Name several utensils that have handles.



**5 Talking About Table Manners** "Table manners" means polite behavior while eating. The picture below contains ten examples of behaviors that are rude in the United States. Work in small groups. Identify the rude behaviors. Write your answers on a separate piece of paper.

**Culture Note**

People from most countries think that Americans are very informal. For example, Americans wear jeans to restaurants, they eat while they're walking down the street, and they use people's first names in almost every situation.

However, in some situations, Americans are very formal. They follow rules of polite social behavior called *etiquette*. These rules tell people how to dress, talk, eat, and much more.



Answer the question about manners with your group.

Which of these behaviors would be bad manners in other cultures? Which would not? What are some other eating behaviors that are rude in other cultures?





## Self-Assessment Log

Check the words you learned in this chapter.

### Nouns

- adult
- adulthood
- ceremony
- doggie bag
- handle
- impression
- leftovers
- napkin
- passage
- patio
- silverware
- utensil
- the woods

### Verbs

- lay
- look forward to  
(something)
- serve
- set the table

### Adjectives

- amazed
- exotic
- logical
- responsible  
for (something)

### Expressions

- so far
- used to

Check the things you did in this chapter. How well can you do each one?

	Very well	Fairly well	Not very well
I can listen to and practice stress and reductions.	<input type="checkbox"/>	<input type="checkbox"/>	<input type="checkbox"/>
I can talk about cultural differences.	<input type="checkbox"/>	<input type="checkbox"/>	<input type="checkbox"/>
I can take notes on a lecture.	<input type="checkbox"/>	<input type="checkbox"/>	<input type="checkbox"/>
I can summarize my notes.	<input type="checkbox"/>	<input type="checkbox"/>	<input type="checkbox"/>
I can guess meanings from context.	<input type="checkbox"/>	<input type="checkbox"/>	<input type="checkbox"/>
I can make and respond to apologies.	<input type="checkbox"/>	<input type="checkbox"/>	<input type="checkbox"/>
I can talk about dining customs and table manners.	<input type="checkbox"/>	<input type="checkbox"/>	<input type="checkbox"/>

Write what you learned and liked in this chapter.

In this chapter,

I learned \_\_\_\_\_

I liked \_\_\_\_\_

Chapter

7

# Health

## In This Chapter

Conversation:	Touring a Health Club
Presentation:	Treating an Illness
Getting Meaning from Context:	Talking About Health
Real-World Tasks:	Talking to Health Care Professionals

“ Laughter is the best medicine. ”


—Proverb





### Connecting to the Topic

- 1 Who do you see in the photo? What are they doing?
- 2 What are three things a person can do to stay healthy?
- 3 What are the most popular forms of exercise in your country? Why do you think they are so popular?




## Part 1 Conversation: Touring a Health Club

### Before You Listen



**1 Prelistening Questions** Before you listen, talk about your health with a partner.

1. Do you belong to a gym or health club? How often do you go?
2. What kinds of classes and activities do health clubs offer?
3. What activities do you do to try to stay healthy?
4. Do you have any habits that are bad for your health?



▲ Kenji and Peter at the gym





**2 Previewing Vocabulary** Listen to these words and phrases from the conversation. Then complete the sentences with the words and phrases.

Nouns	Verbs	Expression
boxing	lift weights	in good/bad shape
cardio	jog	
discount	ought to	
health club	show (someone)	
locker room	around	
yoga	swim	

1. The new \_\_\_\_\_ will be very popular because it has a huge swimming pool, a great weight room, lots of exercise equipment, and a cool juice bar.
2. Some people \_\_\_\_\_ at health clubs to build stronger and bigger muscles.
3. Tom goes to the gym three times a week because he wants to be \_\_\_\_\_. He likes to look and feel healthy.
4. The swimming pool at my gym is separated into three sections. Fast swimmers \_\_\_\_\_ in the middle lane and slow swimmers \_\_\_\_\_ in the other two.
5. Right now there is a 15 percent \_\_\_\_\_ on all running shoes. I got a \$100.00 pair of shoes for \$85.00.
6. If you want to take a \_\_\_\_\_ class, you need to buy special gloves and shoes. You need something to protect your teeth, too, in case you get hit in the mouth.
7. She likes to \_\_\_\_\_ five miles every morning before breakfast. She has to buy new running shoes every six months.
8. If you want to lose weight, you \_\_\_\_\_ eat less and exercise more.
9. If you'd like to see all of the different rooms that our health club has, I can \_\_\_\_\_ you \_\_\_\_\_.
10. \_\_\_\_\_ helps me to relax and stretch my muscles.
11. I love my \_\_\_\_\_ class because our teacher always chooses great, fast music for exercising. The music is so energizing that it's easy to jump around for an hour.
12. You can leave your clothes in the \_\_\_\_\_ when you go out to swim in the pool.

**Listen**

**3 Listening for Main Ideas** Peter and Kenji want to get in shape. Close your book as you listen to the conversation. Listen for the answers to these questions.

1. Where are Peter and Kenji? How well do you think they like this place? How do you know?
2. What is the purpose of the tour? What would the guide like Peter and Kenji to do?

Compare and discuss your answers with a partner.



**4 Listening for Details** Listen again if necessary. Answer the questions.

1. What kind of exercise class did Peter and Kenji see?
2. What other classes does this gym offer?
3. Why should Peter and Kenji join the club this month?

**Stress**

**5 Listening for Stressed Words** Listen to the conversation again. Some of the stressed words are missing. During each pause, repeat the phrase or sentence. Then fill in the blanks with the words you hear.

**Adel:** Hi, I'm Adel. I'm \_\_\_\_\_ you're going to \_\_\_\_\_ it here. Let me show you \_\_\_\_\_. Here's the \_\_\_\_\_ room. We've got the newest machines, our instructors can \_\_\_\_\_ you how to \_\_\_\_\_ them.

**Peter:** This is \_\_\_\_\_!

**Kenji:** Yeah. I really need to start \_\_\_\_\_.

**Adel:** And here is a \_\_\_\_\_ class ...

**Peter:** I've \_\_\_\_\_ tried cardio. It's just dancing, isn't it?

**Adel:** Not really. Actually, they're working \_\_\_\_\_ than you \_\_\_\_\_.

**Kenji:** And cardio is very good for your \_\_\_\_\_.

**Adel:** It sure is. But you should do it at least \_\_\_\_\_ times a week if you want to be in \_\_\_\_\_.

**Peter:** Well, I already \_\_\_\_\_ three times a week.

**Adel:** That's \_\_\_\_\_.



**Kenji:** You also have \_\_\_\_\_ and \_\_\_\_\_ classes here, \_\_\_\_\_ you?

**Adel:** Yes. I'll give you a \_\_\_\_\_ of classes when we finish our \_\_\_\_\_ . Now here's our \_\_\_\_\_ pool. C'mon, I'll show you the \_\_\_\_\_ and the locker room.

**Adel:** You know, if you want to \_\_\_\_\_ our gym, you \_\_\_\_\_ to do it \_\_\_\_\_ the end of the month.

**Kenji:** Really? Why?

**Adel:** Well, because we have a special \_\_\_\_\_ for students this month. \_\_\_\_\_ go to my office and I'll \_\_\_\_\_ you all about it.

Now read the conversation with two other classmates. Practice stressing words correctly.

### After You Listen



**6 Using Vocabulary** Discuss the following questions with a partner. Use the underlined vocabulary in your answers.

1. Which of the following activities have you tried? Did you like or dislike them? Why?  
lifting weights    jogging    boxing    yoga    swimming
2. Are you in good shape now? If yes, how do you keep in shape? If not, what can you do to get in shape?
3. Are you a good swimmer? When did you learn to swim? How did you learn? If you can't swim, are you interested in learning? Why, or why not?
4. Do you think it's fair that students and senior citizens can get discounts at health clubs, movie theaters, restaurants, and other places? Why, or why not?
5. Is it safe to leave your money and other valuable things in the locker room at a gym? Why, or why not?
6. Your friend wants to get in shape quickly. Tell your friend what he or she ought to do.

## Pronunciation



### INTONATION WITH TAG QUESTIONS

A tag question is a statement with a "tag" at the end. Affirmative statements take negative tags, and negative statements take affirmative tags.

For example:

He's strong, isn't he?      You're not tired, are you?

People pronounce tag questions in two ways. Listen to the following examples. Notice the difference in intonation.

#### Rising Intonation

Your father is a doctor, isn't he?

In the first example, the speaker isn't sure of the answer. He is asking for information, so his voice goes up at the end of the sentence:

Your father is a doctor, isn't he?

In the second example, the speaker is sure that the father is a doctor. The question is not a real question; instead, it is a way of "making conversation." The speaker's voice goes down at the end of the sentence:

Your father is a doctor, isn't he?

#### Falling Intonation

Your father is a doctor, isn't he?

#### Culture Note

English speakers often use **tag questions** to start conversations with strangers in public places, for example, at a bus stop, in a supermarket line, in a doctor's waiting room, in an elevator. The tag questions are always about something general, not personal.

#### Examples

This elevator is really slow, **isn't it?**  
This market has excellent produce, **doesn't it?**



**7 Pronouncing Tag Questions** Listen and repeat the sentences. The first five are asking for information, so they have rising intonation. The second five are ways of making conversation. They have falling intonation.

1. We need special shoes for cardio, don't we?
2. The pool is warm, isn't it?
3. You play football, don't you?
4. You don't eat junk food, do you?
5. You didn't hurt yourself, did you?
6. My father looks healthy, doesn't he?
7. This exercise is hard, isn't it?
8. Your parents enjoy camping, don't they?
9. She can swim fast, can't she?
10. It's a beautiful day, isn't it?





**8 Understanding Tag Questions** Listen again to the sentences, but in a different order. From the intonation, decide if the speaker is asking a real question or just "making conversation." Circle the correct answer.

- |                       |                     |
|-----------------------|---------------------|
| 1. Asking a question  | Making conversation |
| 2. Asking a question  | Making conversation |
| 3. Asking a question  | Making conversation |
| 4. Asking a question  | Making conversation |
| 5. Asking a question  | Making conversation |
| 6. Asking a question  | Making conversation |
| 7. Asking a question  | Making conversation |
| 8. Asking a question  | Making conversation |
| 9. Asking a question  | Making conversation |
| 10. Asking a question | Making conversation |

### Using Language Functions

#### FORMING TAG QUESTIONS

When the verb *be* is used in the main statement of the sentence, use *be* to form the tag question. For example:

Vic is tired, **isn't** he?                      Lori **isn't** here, **is** she?

When a modal verb (like *can*, *could*, *should*, *would*) is used in the main statement of the sentence, use the same verb to form the tag question. For example:

Tzu Han **can** swim, **can't** she?                      Yong Jin **shouldn't** go, **should** he?

When other verbs are used in the main statement of the sentence, use *do* to form the tag question. For example:

Farida **plays** tennis, **doesn't** she?                      Linda **doesn't** have a car, **does** she?



**9 Using Tag Questions** Work with a partner. Each of you will look at a different set of sentences in the box on page 128. Add a tag question to each sentence. Use rising intonation if you don't know what your partner's answer will be. Use falling intonation if you know the answer. You should both answer truthfully.\*

**Example** (Hamburgers are fattening.)

**Student A asks:** Hamburgers are fattening, aren't they?

**Student B answers:** Yes, I think so. (means Student A is correct.)

\* If a tag question is affirmative, answer "No" if you agree with the speaker. Answer "Yes" if you disagree. For example:

A: There's no homework tonight, is there?

B: No, there isn't. (means Speaker A is correct)


B: Yes, there is. (means Speaker A is incorrect)

**Student A**

1. You're from \_\_\_\_\_ (name of city), \_\_\_\_\_.
2. The weather is \_\_\_\_\_ today, \_\_\_\_\_.
3. There's no homework tonight, \_\_\_\_\_.
4. You play tennis, \_\_\_\_\_.
5. Jogging is very boring, \_\_\_\_\_.

**Student B**

1. You have a (large/small) family, \_\_\_\_\_.
2. This classroom is very \_\_\_\_\_, \_\_\_\_\_.
3. Milk isn't healthy for adults, \_\_\_\_\_.
4. This lesson is \_\_\_\_\_, \_\_\_\_\_.
5. American health clubs are expensive, \_\_\_\_\_.

**Talk It Over**

▲ Stockbrokers



**10 Talking About Stress** You are going to complete a questionnaire about stress. First, discuss the following questions with your classmates and teacher.

1. What is stress?
2. What causes stress?
3. What can be the results of living with too much stress?
4. When do you feel you are under a lot of stress?



**11 Completing a Questionnaire About Stress** Complete the following questionnaire.\*

How stressful is your life? Give yourself points from one to five on each item:

- 1 = almost always
- 2 = often
- 3 = sometimes
- 4 = seldom
- 5 = never

1. \_\_\_\_\_ I eat at least one hot, nutritious meal a day (a meal that has all the basic foods needed for good health).
2. \_\_\_\_\_ I get seven to eight hours of sleep at least four nights a week.
3. \_\_\_\_\_ I give and receive affection regularly.
4. \_\_\_\_\_ I have at least one relative within fifty miles on whom I can rely, who could help me if I needed help.
5. \_\_\_\_\_ I exercise fairly heavily (to the point of perspiration) at least twice a week.
6. \_\_\_\_\_ I am the appropriate weight for my height.
7. \_\_\_\_\_ I have an income that is enough to meet the basic expenses.
8. \_\_\_\_\_ I get strength from my religious beliefs.
9. \_\_\_\_\_ I regularly attend social activities.
10. \_\_\_\_\_ I have a network, or group, of friends and acquaintances.
11. \_\_\_\_\_ I have one or more friends to talk to about personal matters.
12. \_\_\_\_\_ I am in good health (including eyesight, hearing, teeth).
13. \_\_\_\_\_ I am able to speak openly about my feelings when angry or worried.
14. \_\_\_\_\_ I have regular conversations with the people I live with about domestic problems—for example, chores, money, and daily living issues.
15. \_\_\_\_\_ I do something for fun at least once a week.
16. \_\_\_\_\_ I am able to organize my time effectively.
17. \_\_\_\_\_ I drink fewer than three cups of coffee (or tea or cola drinks) a day.
18. \_\_\_\_\_ I take quiet time for myself during the day.

\* Questionnaire and scoring chart taken from "How Vulnerable Are You to Stress", *Time Magazine*, © Time Inc. Reprinted by permission.

To find your score, add up the numbers and subtract 20. Then check the chart below to analyze your score.

	If your score is . . .	you are . . .
Safe Zone	below 25	living a calm, unstressful life.
Leaving the Safe Zone	between 25 and 45	living with more stress than experts consider healthy. Maybe you should think about making some changes.
Moving Near the Danger Zone	between 45 and 70	approaching the danger zone. Which of the 20 areas can you change?
Danger Zone	over 70	living with entirely too much stress. You may have serious problems as a result.



**12 Follow-Up** Discuss these questions with the whole class or in small groups.

1. Who had the highest score in the class? The lowest?
2. Look at the 18 items. Find two areas that you would like to change in your life. Tell your classmates about these two areas. Then listen as they tell you about the areas they would like to change.

## Part 2 A Doctor's Advice: Treating an Illness

### Before You Listen



**1 Prelistening Questions.** Before you listen, talk about the flu with a partner.

1. Have you ever had the flu (influenza)?
2. What are the *symptoms* of the flu? (For example: a fever)
3. Imagine that you are a doctor. What advice would you give a patient who has the flu?



### Strategy

#### Graphic Organizer: Problem-Solution Chart

You can use a problem-solution chart to list problems and possible ways to solve them. In the chart below, the problem column is Symptoms of the Flu and the solution column is Treatment of the Flu.



**2 Previewing Vocabulary** Listen to the words from the conversation. Then in a small group, divide the expressions into two groups in the graphic organizer below: "Symptoms of the Flu" and "Treatment of the Flu." Use a dictionary if necessary.

#### Culture Note

In many countries, including the U.S., you must get a **prescription** from a doctor in order to buy certain medicines. The **prescription** is a piece of paper with the name of the medicine and other important information. You take the **prescription** to a pharmacy to get the medicine.

#### Nouns

aspirin  
fever  
headache  
prescription  
rest  
sore throat  
upset stomach

#### Adjectives

swollen  
weak

#### Expression

eat right

Symptoms of the Flu	Treatment of the Flu

The following body parts are mentioned in the conversation. Define them before you listen. Work with a partner.

muscle \_\_\_\_\_

forehead \_\_\_\_\_

throat \_\_\_\_\_

**Listen**



**3 Listening for Main Ideas** Barbara is at the university health service. Listen to her conversation with her doctor. As you listen, answer these questions.



1. What is wrong with Barbara?
2. What does the doctor tell her to do?



**4 Taking Notes on Specific Information** Listen to the conversation again. This time, take notes in the problem-solution chart below.

Barbara's Complaints	Doctor's Advice
1.	
2.	
3.	
4.	
5.	
6.	



### After You Listen



**5 Summarizing Ideas** Use past-tense verbs to summarize Barbara's visit to the doctor. Include her symptoms and the doctor's advice.

#### Example

Barbara went to the doctor because she woke up with a terrible headache. She told the doctor . . .

**6 Reviewing Vocabulary** Answer the questions with a classmate.

1. Look back at Activity 2 on page 131. Which symptoms did you have the last time you had the flu or a cold?
2. How often do you take pain pills such as aspirin?
3. Look back at the doctor's advice. Which advice do you agree with, or disagree with? Why?

### Using Language Functions

#### GIVING ADVICE

Here are some expressions for asking for and giving advice.

##### Asking for Advice

What should I do?

What do you think I should do?

What do you think I ought to do?

Should I \_\_\_\_\_?

Can you give me some/any advice?

##### Giving Advice


You should . . .

You ought to . . .

Try to . . .

Why don't you . . .

I advise you to . . .



▲ "Can you give me some advice?"



## 7 Asking for and Giving Advice

1. Work with a partner. Describe the problem in each of the following pictures.
2. Match the picture with the correct remedy (treatment).
3. Finally, role-play each situation. One person describes the problem and asks for advice. The other person gives advice.

### Example

A: I have a headache. Should I go to a doctor?


B: I don't think so. Why don't you take an aspirin?

### Possible Remedies


- |                          |                   |
|--------------------------|-------------------|
| a. Drink tea.            | c. Bandage it.    |
| b. Take a sleeping pill. | d. Put ice on it. |



1. \_\_\_\_\_



2. \_\_\_\_\_



3. \_\_\_\_\_



4. \_\_\_\_\_





## Part 3 Strategies for Better Listening and Speaking

### Getting Meaning from Context

TOEFL® iBT



#### Focus on Testing

##### Using Context Clues

Many tests such as the TOEFL® iBT measure your academic listening and speaking abilities. This activity, and others in the book, will develop your social and communication skills, and provide a foundation for success on a variety of standardized tests. Each of the following four conversations has one surprising or unusual thing in it.

1. Listen to each conversation. Then listen to the question. Stop the recording after the question, and write what is strange in the **Answers** column in the chart.
2. In the **Clues** column, write the words that helped you choose your answer.
3. Start the recording again.
4. Listen to the next part of the conversation to hear the correct answer.

Answers	Clues
1.	
2.	
3.	
4.	

Now listen to the following conversations. What are they about? Choose the best answer to each question.

1.  A Nancy's having an operation.  
 B Nancy's going to have a baby.  
 C Nancy's working at the hospital.
2.  A coffee shop  
 B supermarket  
 C health food store



**1 Role-Play** People have different ways of getting help with their personal problems. Some people visit psychologists for advice, while others talk to their close friends and family members about their problems.

**Culture Note**


A **psychologist** is an advisor or a counselor who helps people with their personal problems. People from some cultures may think only "crazy" people visit psychologists. However, in the U.S. and Canada, many people feel comfortable getting advice from professionals who are specially trained to help them.

With a partner, prepare a role-play taking the roles of a friend or family member and someone with one of the problems in the box below.

You are very shy at work.

You want to know why you have some problems at work.

You work 18 hours a day and don't know how to relax.



▲ Which man is offering advice?



**Talk It Over**

**2 Discussing Your Opinion** In small groups, read the statements about smoking. Then say if you agree or disagree with each statement, and give reasons for your opinion.



▲ You cannot smoke in this place. What kind of place do you think this is?

- Smoking should be forbidden in:
  - restaurants
  - public transportation
  - movie theaters
  - hospitals
  - classrooms
  - shopping centers.
  - (your suggestion): \_\_\_\_\_
- It should be illegal to sell cigarettes to anyone under the age of 18.
- If a smoker gets cancer, it's his own fault. Nobody forced him to smoke.
- If a smoker gets cancer, the tobacco companies should pay his medical bills.
- It is wrong to advertise cigarettes to teenagers.
- I would not have dinner while a person smokes at the next table.
- Governments should educate their people, especially teenagers, about the dangers of smoking.
- If parents smoke, their children will probably smoke also.
- There should not be cigarette advertising:
  - on television
  - in magazines
  - on the radio
  - on billboards

## Part 4 Real-World Tasks: Talking to Health Care Professionals



**1** Taking Notes on Phone Conversations. You will hear three telephone conversations about health situations. Take notes on each call.

### Conversation 1

Reason for call: \_\_\_\_\_  
\_\_\_\_\_

Name of dentist: \_\_\_\_\_

Location: \_\_\_\_\_

Time of appointment: \_\_\_\_\_

### Conversation 2

Reason for call: \_\_\_\_\_  
\_\_\_\_\_

Name of patient: \_\_\_\_\_

Price of medicine: \_\_\_\_\_

Special instructions: \_\_\_\_\_

Closing time: \_\_\_\_\_

### Conversation 3

First reason for call: \_\_\_\_\_  
\_\_\_\_\_

Name of baby's doctor: \_\_\_\_\_

Time of baby's new appointment: \_\_\_\_\_

Second reason for call: \_\_\_\_\_  
\_\_\_\_\_

Time of husband's appointment: \_\_\_\_\_

Name of husband's doctor: \_\_\_\_\_





**2 Making Appointments with Doctors** Choose one of the situations from this page or the next page to role-play with a partner. Look only at the box for your role. Do not look at your partner's information!

**Language Tip**

In Part 2 you learned some common symptoms of the **flu** or a **cold**. Here are additional expressions for reporting on a variety of symptoms.

I have a cough/a rash/a backache.

My arm hurts/aches.

My (eye) is sore/swollen/red.

I feel dizzy/nauseated/tired/hot/cold/depressed.

I have no appetite/energy.

**Situation 1: Dentist's office**

**Roles:** patient and receptionist

**Patient's Instructions**

1. Call the dentist's office to change your appointment. Tell the receptionist:
  - a. the time of your old appointment.
  - b. the reason for the change.
2. Arrange a new appointment time with the receptionist.

**Receptionist's Instructions**

1. A patient will call you to change an appointment. Answer the phone politely; then listen to the patient's problem.
2. Arrange an appointment time with the patient.

**Situation 2: Doctor's office**

**Roles:** patient and receptionist

**Patient's Instructions**

1. Call the doctor's office to make an appointment. Tell the receptionist:
  - a. your medical problem (why you're calling).
  - b. when you want to come in.
2. Ask where you can park.

**Receptionist's Instructions**

1. A patient will call you to make an appointment. Answer the phone politely; then listen to the patient's problem.
2. Arrange an appointment time with the patient.

**Situation 3: Doctor's office**

**Roles:** patient and doctor

**Patient's Instructions**

1. You have a strange medical problem. Tell your doctor:
  - a. your symptoms.
  - b. when they started.
  - c. how often you have them.

**Doctor's Instructions**

1. Listen to a patient tell you about his or her strange symptoms.
2. Ask the patient when these symptoms started and how often they happen.
3. Tell the patient that he or she has an unusual disease and give the patient instructions about how to treat the problem.



▲ "I'd like to change my appointment. Do you have anything available tomorrow?"



## Self-Assessment Log

Check the words you learned in this chapter.

### Nouns

- aspirin
- boxing
- cardio
- discount
- fever
- headache
- health club
- locker room
- prescription
- rest
- sore throat
- upset stomach

### Verbs

- jog
- lift weights
- ought to
- show (someone) around
- swim

### Adjectives

- swollen
- weak

### Expressions

- eat right
- In good/bad shape

Check the things you did in this chapter. How well can you do each one?

	Very well	Fairly well	Not very well
I can listen to and practice stress.	<input type="checkbox"/>	<input type="checkbox"/>	<input type="checkbox"/>
I can listen to and use tag questions.	<input type="checkbox"/>	<input type="checkbox"/>	<input type="checkbox"/>
I can talk about health and stress.	<input type="checkbox"/>	<input type="checkbox"/>	<input type="checkbox"/>
I can take notes on a conversation.	<input type="checkbox"/>	<input type="checkbox"/>	<input type="checkbox"/>
I can summarize my notes.	<input type="checkbox"/>	<input type="checkbox"/>	<input type="checkbox"/>
I can guess meanings from context.	<input type="checkbox"/>	<input type="checkbox"/>	<input type="checkbox"/>
I can ask for and give advice.	<input type="checkbox"/>	<input type="checkbox"/>	<input type="checkbox"/>
I can practice making a doctor's appointment.	<input type="checkbox"/>	<input type="checkbox"/>	<input type="checkbox"/>

Write what you learned and what you liked in this chapter.

In this chapter,

I learned \_\_\_\_\_

I liked \_\_\_\_\_

Chapter

8

# Entertainment and the Media

## In This Chapter

Conversation:	Watching TV
News Report:	An Airplane Crash
Getting Meaning from Context:	Advertisements
Real-World Tasks:	Talking About TV Shows

“Whoever controls the media—the images—controls the culture.”

—Allen Ginsberg  
American Beat poet (1926–1997)





### Connecting to the Topic

- 1 Look at the photo of a sports TV program. Who are the people in the photo? How do they feel?
- 2 What TV programs do you enjoy watching? Why?
- 3 What are some of your favorite advertisements? Why?




## Part 1 Conversation: Watching TV

### Before You Listen



1 **Prelistening Questions** Before you listen, talk about television with a partner.



▲ Jack is watching television

1. How many hours of TV do you watch a week?
2. How many television sets do you have in your house? Where are they?
3. In your opinion, what's the best way to get the news: from television, a newspaper, or the Internet? Why?





**2 Previewing Vocabulary** Listen to the words and phrases from the conversation. Then complete the sentences with the words and phrases. Don't write anything on the lines on the left. You will use those lines in Activity 8.

**Nouns**

average week  
couch potato  
remote control  
the TV  
waste of time

**Verbs**

change channels  
channel surf  
turn down the volume  
turn on the TV  
turn the TV off

1. \_\_\_\_\_ As soon as I get home from work, I \_\_\_\_\_ because I want to know what's on the news.
2. \_\_\_\_\_ When friends come to visit, we usually \_\_\_\_\_ and just talk.
3. \_\_\_\_\_ When I don't like a TV show, I \_\_\_\_\_ and find another program.
4. \_\_\_\_\_ The commercials are very loud, so I \_\_\_\_\_ when they come on.
5. \_\_\_\_\_ I prefer to study in a quiet room, without \_\_\_\_\_ on.
6. \_\_\_\_\_ To find a good program on TV, I don't look in the newspaper. I usually just \_\_\_\_\_ until I find something interesting.
7. \_\_\_\_\_ I don't like to exercise or go out; I prefer to stay home and watch TV. I guess I am a(n) \_\_\_\_\_.
8. \_\_\_\_\_ It's easy to change channels with a \_\_\_\_\_.
9. \_\_\_\_\_ I think TV is very entertaining and educational, but other people think it's a(n) \_\_\_\_\_.
10. \_\_\_\_\_ I watch 20 hours of TV during a(n) \_\_\_\_\_.

**Listen**

**3 Listening for Main Ideas** Bruce is visiting Jack. They are talking about television. Close your book as you listen to the conversation. Listen for the answers to these questions.

1. What do Jack and Bruce think about watching TV? Do they agree or disagree?
2. Why does Bruce prefer to get the news from the Internet or the newspaper?
3. What is Jack's habit when watching TV?

Compare and discuss your answers with a partner.



**4 Listening for Details** Listen again if necessary. Write *T* if a statement is true and *F* if it is false.

- \_\_\_\_\_ 1. The average American watches five hours of TV a day.
- \_\_\_\_\_ 2. Bruce is reading a newspaper.
- \_\_\_\_\_ 3. Bruce is a couch potato.
- \_\_\_\_\_ 4. Jack doesn't like soap operas.
- \_\_\_\_\_ 5. Bruce and Jack don't like TV commercials.

### Stress



**5 Listening for Stressed Words** Listen to the conversation again. Some of the stressed words are missing. During each pause, repeat the phrase or sentence. Then fill in the blanks with the words you hear.

**Bruce:** Hey, \_\_\_\_\_ to this. The \_\_\_\_\_ American watches \_\_\_\_\_ hours of TV a day.

**Jack:** A day? You're \_\_\_\_\_

**Bruce:** No, it says so right here in this \_\_\_\_\_. Hmm, I guess \_\_\_\_\_ an average American, Jack. You \_\_\_\_\_ have your \_\_\_\_\_ on.

**Jack:** Come on. Are you saying I'm a \_\_\_\_\_ potato?

**Bruce:** Yeah. I really think watching TV is a \_\_\_\_\_ of time.

**Jack:** Oh, come \_\_\_\_\_ programs are bad, like those \_\_\_\_\_ operas. But what about sports or the \_\_\_\_\_? You watch those sometimes, don't you?

**Bruce:** Well, actually, for the \_\_\_\_\_, I prefer the \_\_\_\_\_ Or the \_\_\_\_\_

**Jack:** Why?

**Bruce:** First, because they give you a lot more \_\_\_\_\_. And I can \_\_\_\_\_ them any time I want. Plus, I \_\_\_\_\_ all the commercials.

**Jack:** I know what you \_\_\_\_\_. That's why, when the commercials come on, I just \_\_\_\_\_ down the volume or change \_\_\_\_\_

**Bruce:** Yeah, I noticed that. Channel surfing drives me \_\_\_\_\_



**Jack:** Okay, next time you come \_\_\_\_\_, I'll let you have the remote \_\_\_\_\_.

**Bruce:** Oh, that's so sweet. But I have a \_\_\_\_\_ idea. Next time I come over, let's just turn the TV \_\_\_\_\_.

Now read the conversation with a partner. Practice stressing words correctly.

## Reductions



**6 Comparing Unreduced and Reduced Pronunciation.** The following sentences come from the conversation. Listen for the difference between unreduced and reduced pronunciation. Repeat both forms after the speaker.

### Unreduced Pronunciation

1. Are you saying I'm a couch potato?
2. You watch those sometimes, don't you?
3. I know what you mean.
4. I'll let you have the remote control.

### Reduced Pronunciation\*

- Arya saying I'm a couch potato?  
You watch those sometimes, dontcha?  
I know whatcha mean.  
I'll letcha have the remote control.



**7 Listening for Reductions** Listen to the following sentences. You'll hear the reduced pronunciation of some words. Repeat each sentence during the pause. Then write the unreduced forms of the missing words in the blanks.

**A:** \_\_\_\_\_ calling the movie theater?

**B:** Uh-huh. \_\_\_\_\_  
\_\_\_\_\_ go to the movies tonight?

**A:** To tell \_\_\_\_\_ the truth, I'm pretty tired. But we  
\_\_\_\_\_ go to an early show. \_\_\_\_\_  
\_\_\_\_\_ know \_\_\_\_\_  
\_\_\_\_\_ see?

**B:** Not really. I'll \_\_\_\_\_ choose. *Batman III* is  
playing at eight and James Bond is at ten.

**A:** Let's see *Batman III*. I'm tired now and by ten o'clock I'm \_\_\_\_\_  
\_\_\_\_\_ be dead.

With a partner, read the conversation. Practice the reduced pronunciation.

\* Note: The underlined forms are not acceptable spellings in written English.

### After You Listen



**8 Using Vocabulary** Look at the ten statements in Activity 2 on page 145. Check [✓] the sentences that are true for you. With a partner, discuss the sentences that are *not* true for you. Use the new vocabulary in your discussion.

#### Example

Number 6 is not true in my case. I don't like to channel surf. Before I turn on the TV, I always choose a program from the TV guide. But my brother channel surfs all the time.



▲ My brother channel surfs all the time

### Using Language Functions

#### EXPRESSING OPINIONS, AGREEING, AND DISAGREEING

When Bruce and Jack had different opinions about television, they used the following language:

**Bruce:** I really think watching TV is a waste of time.

**Jack:** Oh, come on!

Look at other expressions English speakers use to express opinions, to agree, and to disagree.



### Expressing an Opinion

I think (that) ...  
I feel ...  
I believe ...  
In my opinion ...



### Agreeing

That's my opinion, too.  
I agree (with you).  
I feel the same way.  
You're right.  
That's a good point.



### You're Not Sure

I don't have a strong opinion about that. I think it depends (on something).



### Disagreeing

I disagree (with you).  
I don't agree.  
I don't feel the same way.  
Oh, come on!\*



\* "Oh, come on!" is very informal.



**9 Expressing Opinions** Work in groups of three. Look at the nine topics below. Take turns giving your opinion on each topic like this:

*Student A:* Give your opinion about the topic. Give reasons.

*Student B:* Agree or disagree. Give reasons.

*Student C:* Agree or disagree with A or B. Give reasons.

#### Example

**Bruce:** I think watching TV is a waste of time. Most programs are stupid or boring.

**Jack:** I disagree with you. Many programs are useful—if you choose them carefully.

**Peter:** I agree with Bruce. There are so many better things to do than sit and watch TV.

1. violence on television
2. cigarette advertisements in magazines
3. magazine stories about private lives of famous people
4. high salaries of superstar athletes
5. high salaries of movie stars
6. low salaries of teachers
7. parents should supervise what their children watch on television
8. high cost of cable television
9. (choose your own topic)

## Part 2 News Report: An Airplane Crash

### Before You Listen

#### Strategy

##### Graphic Organizer: Four (Five) W's

To take notes on an event, use a four (or five) W's graphic organizer. Write questions about the situation asking *what*, *where*, *when*, *who*, (and possibly *why*). The answers to these four (or five) questions will give you a complete picture of the event.





**1 Prelistening Questions** Before you listen, talk about accidents with a partner.

1. Have you ever seen an accident? Describe what happened.
2. Imagine a news report about an airplane crash. Write four questions about it in the Four W's Graphic Organizer:

	Question	
What		?
Where		?
When		?
Who		?



**2 Previewing Vocabulary** Listen to the underlined words from the conversation. You will hear the underlined words in a news report. Then, write the letter of the correct definition beside each sentence.

(Note: Two of the words have very similar meanings!)

**Sentences**

1. \_\_\_\_\_ What was the top story on the evening news last night?
2. \_\_\_\_\_ The airplane left Chicago at 3:00 and landed in San Francisco at 8:00.
3. \_\_\_\_\_ My sports car is so small, I can only take one passenger.
4. \_\_\_\_\_ He had two serious injuries; a broken arm and a broken knee.
5. \_\_\_\_\_ She had to go to the hospital because she was hurt in the accident.
6. \_\_\_\_\_ Dina's car broke down on the highway and blocked traffic for an hour.
7. \_\_\_\_\_ I ran out of money, so I asked my parents for \$100.

**Definitions**

- a. person in the car other than the driver
- b. had no more
- c. stopped something from moving
- d. places where the body is damaged
- e. the first story in a news program
- f. experienced pain or damage to the body
- g. arrived; touched the ground

### Listen



**3 Listening for Main Ideas** Listen to a news report about an airplane crash.



▲ A news report about an airplane crash.

1. As you listen, write the key words in the space provided.

---

---

---

---

2. Which of the following is the main idea of the story?

- a. An airplane crashed onto the highway and everyone died.
- b. Two people saw the airplane crash and called the police.
- c. An airplane landed on the highway.



**4 Listening for Specific Information** Listen again. This time, take notes about the following details.

- 1. Location of the plane: \_\_\_\_\_
- 2. Number of passengers: \_\_\_\_\_
- 3. Number of passengers injured: \_\_\_\_\_
- 4. Type of injuries: \_\_\_\_\_
- 5. Number of people injured on the ground: \_\_\_\_\_
- 6. Possible cause of crash: \_\_\_\_\_



### After You Listen



**5 Summarizing Ideas** Compare notes with a partner. Together, summarize the news report in your own words. As you speak, use your questions from Activity 1 and your notes from Activities 3 and 4 to help you remember.



**6 Using Vocabulary** Discuss the following questions with a partner. Use the underlined vocabulary in your answers.

1. Did you watch the news on TV last night? What was the top story?
2. If an airplane can't land because of bad weather, what can the pilot do?
3. On a long car trip, do you prefer to be the passenger or the driver? Why?
4. Tell about some injuries you had when you were a child. Were you hurt while playing or while doing sports? Were you seriously hurt?
5. If you run out of money while on vacation, what can you do?
6. How do you feel when someone blocks traffic unnecessarily?

### Talk It Over



**7 Summarizing News Reports** Watch a news program the day before your class. Choose one of the reports in the news. Give the class a short summary of the report. Use simple words and focus on the key ideas only. Make a Five W's graphic organizer. Write questions and answers in it and use it during your presentation.

Question	Answer
What ?	
Where ?	
When ?	
Who ?	
Why ?	

**Part 3****Strategies for Better Listening and Speaking****Getting Meaning from Context**

TOEFL® iBT

**Focus on Testing**

**Using Context Clues** Many tests such as the TOEFL® iBT measure your academic listening and speaking abilities. This activity, and others in the book, will develop your social and academic communication abilities, and provide a foundation for success on a variety of standardized tests. You will hear four commercials. Decide which product or service they advertise.

1. Listen to the beginning of each commercial. Then listen to the question.
2. Stop the recording after each question and choose the product or service advertised.
3. In the **Clues** column, write the words that helped you choose your answer.
4. Listen to the last part of the commercial to hear the correct answer.

**Answers****Clues**

- |  |  |
|--|--|
| 1. <input type="radio"/> A soup<br><input type="radio"/> B breakfast cereal<br><input type="radio"/> C vitamins                              |  |
| 2. <input type="radio"/> A long distance calling plan<br><input type="radio"/> B sleeping pill<br><input type="radio"/> C cell phone company |  |
| 3. <input type="radio"/> A baby products<br><input type="radio"/> B a used car<br><input type="radio"/> C a new car                          |  |
| 4. <input type="radio"/> A breakfast food<br><input type="radio"/> B TV magazine<br><input type="radio"/> C sleeping pill                    |  |



### Talk It Over



**1 Discussing Advertisements** In small groups, discuss the qualities of a good advertisement. Make a list.

1. *It should be easy to notice.*
2. *It should be funny, so we pay attention and remember it.*
3. \_\_\_\_\_
4. \_\_\_\_\_
5. \_\_\_\_\_

Look at the following advertisement. Does it have all the qualities you just listed? Discuss what you like and don't like about this ad.



▲ An advertisement on a billboard.

Bring examples of an interesting and a boring ad from a magazine or newspaper. Explain to your classmates why you chose these ads.

## Part 4 Real-World Tasks: Television

**1** **Types of TV Programs** Look at the types of television programs below. Give an example of each.

Types of Shows	Examples
a. talk show	
b. cartoon	
c. game show	
d. drama series	
e. sitcom (situation comedy)	
f. children's program	
g. news program	
h. documentary	

Look at the list of popular TV shows from the United States and England. Match them with the types of shows above. Write the letters on lines. If you don't know some of the shows, find information on the internet. What other popular shows do you know? Write them in the chart.

1. g *CNN® International*
2. \_\_\_\_\_ *CSI*
3. \_\_\_\_\_ *Teletubbies*
4. \_\_\_\_\_ *Friends*
5. \_\_\_\_\_ *Who Wants to Be a Millionaire?*
6. \_\_\_\_\_ *The Simpsons*
7. \_\_\_\_\_ *Backyard Science*
8. \_\_\_\_\_ *Larry King Live*



**2** **Discussing a Program Guide** Jennifer and her brother want to watch TV tonight. Before you listen, look at the TV guide on page 157 and answer these questions:

1. What's on Channel 2 at 7:00?
2. What time is the news on? What channels is it on?
3. Who will be the guests on the Oprah Winfrey show?







**3 Describing a Favorite Show or Movie** Tell a partner about your favorite TV show or movie. To help you organize your description, make notes about the points listed below. Then complete the paragraph about your favorite TV show.

1. Kind of show (drama, talk show, comedy, etc.):

\_\_\_\_\_

2. Type of people in it (old friends, married couple, etc.):

\_\_\_\_\_

3. Situation (city police station, apartment building, etc.):


\_\_\_\_\_

4. Reasons you like it (funny characters, exciting story, educational, etc.):

\_\_\_\_\_

#### My favorite TV show

I like to watch \_\_\_\_\_ . It's a kind of \_\_\_\_\_ about \_\_\_\_\_ . They live in \_\_\_\_\_ and \_\_\_\_\_ . In each episode \_\_\_\_\_ about \_\_\_\_\_ . I like \_\_\_\_\_ because sometimes it's \_\_\_\_\_ and other times it's \_\_\_\_\_ . I watch it every \_\_\_\_\_ to see what happens to the characters and how they \_\_\_\_\_ .



▲ A scene from *Star Trek*, an American TV show.





## Self-Assessment Log

Check the words you learned in this chapter.

### Nouns

- average week
- couch potato
- injury
- passenger
- remote control

- run out of
- top story
- the TV
- waste of time

### Verbs

- block
- change channels
- channel surf
- hurt

- land
- turn down the volume
- turn on the TV
- turn the TV off

Check the things you did in this chapter. How well can you do each one?

	Very well	Fairly well	Not very well
I can listen to and practice stress and reductions.	<input type="checkbox"/>	<input type="checkbox"/>	<input type="checkbox"/>
I can express my opinions.	<input type="checkbox"/>	<input type="checkbox"/>	<input type="checkbox"/>
I can take notes on a news report.	<input type="checkbox"/>	<input type="checkbox"/>	<input type="checkbox"/>
I can summarize my notes.	<input type="checkbox"/>	<input type="checkbox"/>	<input type="checkbox"/>
I can guess meanings from context.	<input type="checkbox"/>	<input type="checkbox"/>	<input type="checkbox"/>
I can talk about TV shows and advertisements.	<input type="checkbox"/>	<input type="checkbox"/>	<input type="checkbox"/>

Write what you learned and what you liked in this chapter.

In this chapter,

I learned \_\_\_\_\_

I liked \_\_\_\_\_

Chapter

9

# Social Life

## In This Chapter

Conversation:	Meeting Old Friends
Conversation:	Arranging a Match
Getting Meaning from Context:	At a Party
Real-World Tasks:	Making Social Plans

“A friend to all is a friend to none.”

—Greek proverb





### Connecting to the Topic

- 1 Look at the photo. Where are these people? What are they doing?
- 2 What types of activities do you like to do with your friends?
- 3 What are the qualities of a good friend?



## Part 1 Conversation: Meeting Old Classmates

### Before You Listen



1 **Prelistening Questions** Talk about your oldest friends with a partner.



▲ Ming and Yolanda run into Dan.

1. Look at the photo. Have Ming and Yolanda seen Dan recently? Did they expect to see him?
2. How long have you known your closest friends? Since elementary school? Middle school? High school? College? After college?
3. Have you ever had a *reunion* with old friends? What did you talk about? Did you stay in touch after that?
4. Have you ever run into an old friend by accident? Where and when?





**2 Previewing Vocabulary** Listen to these words and expressions from the conversation. Complete the sentences below the chart with the words and expressions. Then write the examples and the meanings of the expressions in the chart.

Words and Expressions	Use of Words and Expressions in the Sentences	Meanings As Used Here
good at	<i>"He has always been good at science."</i>	<i>He's able to understand science easily.</i>
graduation		
keep in touch		
make sense		
on the road		
pre-med		
sales rep		
terrific		
be up to		

- Dan plans to become a doctor because he has always been \_\_\_\_\_ science.
- Ming:** Hi, Dan. I haven't seen you in a while. What have you been \_\_\_\_\_?  
**Dan:** Not much. Just studying and going to school.
- I love your new car. It really looks \_\_\_\_\_.
- I'm \_\_\_\_\_ most of the time because my company needs me to travel a lot.
- Yolanda wants to go to medical school after college, so she's studying \_\_\_\_\_ courses in college now.

6. I send email to my friends every week because I want to \_\_\_\_\_ with them.
7. To celebrate my \_\_\_\_\_ from high school, my parents bought me a new computer. It will be great to have a new computer when I go to college in the fall.
8. It doesn't \_\_\_\_\_ to buy a car if you live five minutes from your university.
9. **Yolanda:** I took this job because I am really good at selling things!  
**Dan:** Oh! So you're a \_\_\_\_\_?

### Listen



**3 Listening for Main Ideas** Dan is visiting his hometown. He runs into two of his high school classmates walking down the street. Close your book as you listen. Prepare to answer these questions.

1. What is the main thing they discuss?
2. Dan says he's been studying hard. What do the women think?
3. At the end of the conversation, what do they say they will do?

Compare and discuss your answers with a partner.



**4 Listening for Details** Listen again if necessary. Answer these questions.

1. When was the last time Dan saw Yolanda and Ming?
2. What is Dan's major?
3. Ming is a sales rep. Where does Yolanda work?

### Stress



**5 Listening for Stressed Words** Listen to the conversation again. Some of the stressed words are missing. During each pause, repeat the phrase or sentence. Then fill in the blanks with words you hear.

**Yolanda:** Ming, look! I can't \_\_\_\_\_ it! It's Dan. Hey Dan!  
How are you?

**Dan:** Yolanda? Ming? Wow! I haven't seen you since \_\_\_\_\_ night!

**Ming:** I know. You look \_\_\_\_\_!

**Dan:** Thanks. So do \_\_\_\_\_!

**Ming:** So what have you been \_\_\_\_\_ to?

**Dan:** Well, I go to Faber College.

**Yolanda:** \_\_\_\_\_? Do you \_\_\_\_\_ it?



- Dan:** Yeah, \_\_\_\_\_ . But I've been \_\_\_\_\_ really hard.
- Ming:** \_\_\_\_\_ you have . . .
- Yolanda:** So, what's your major?
- Dan:** It's \_\_\_\_\_ science.
- Ming:** Ah-h-h. \_\_\_\_\_ makes sense. You always \_\_\_\_\_ good at \_\_\_\_\_ and \_\_\_\_\_.
- Dan:** Thanks. Anyway, what have \_\_\_\_\_ been up to?
- Ming:** Well, I'm a \_\_\_\_\_ rep for a publishing company.
- Dan:** No \_\_\_\_\_! How do you like that?
- Ming:** Oh, I \_\_\_\_\_ it! I'm on the road a lot, but I get to meet some interesting people.
- Dan:** That's \_\_\_\_\_ . And how about \_\_\_\_\_, Yolanda?
- Yolanda:** I'm studying \_\_\_\_\_ at State College.
- Dan:** Wow—you can be my doctor! You always were \_\_\_\_\_ at science too. Well, it was great seeing you both. Let's keep in \_\_\_\_\_ from now on. Email me sometime. Here's my address.

Now read the conversation with two classmates. Practice stressing words correctly.

### After You Listen




**6 Using Vocabulary** Discuss the following questions with a partner. Use the underlined vocabulary in your answers.

1. What have you been up to (during the past year)—besides studying English?
2. Tell about a restaurant that is a terrific place to go for a dinner, in your opinion. Why is it so great?
3. Tell about something your friends or family might think you are good at.
4. Do you keep in touch with any of your friends or teachers from when you were younger? Who?
5. Would you like a job that required you to be on the road 50 percent of the time?
6. Give several reasons why it makes sense or doesn't make sense for students to wear uniforms in school.

## Pronunciation



### INTONATION WITH EXCLAMATIONS



To express strong feelings (surprise, anger, happiness), we use exclamations. These are expressions that we pronounce with especially strong emphasis and with falling intonation at the end.

#### Examples

Wow!

That's great!

I can't believe it!

That's awful!



**7 Pronouncing Exclamations** Repeat the following exclamations from the conversation. Follow the stress and intonation patterns carefully.

1. Ming, look!
2. I can't believe it!
3. Wow! I haven't seen you since graduation night!
4. You look great!
5. So do you!
6. No kidding!
7. That's terrific!





**8 Matching Statements and Responses** Listen to these seven statements or questions. Choose the appropriate responses from the box and write their letters in the spaces. Use a different exclamation each time.

- a. That's amazing! How's she doing?
- b. Congratulations!
- c. That's disgusting!
- d. No way!
- e. You're kidding! What did you talk about?
- f. Not again!
- g. Oh no! That's awful

1.   a
2.
3.
4.
5.
6.
7.



**9 Practicing Exclamations** Work in pairs. Student A should look at page 202. Student B should look at page 206.

### Using Language Functions

#### GIVING AND ACCEPTING COMPLIMENTS

In many places, or cultures, people give compliments to make other people feel comfortable, to be friendly, or to start a conversation. Look at these examples of giving and accepting compliments.

Giving Compliments	Accepting Compliments
Maria, your English is really improving.	Thanks. You're very kind.
Excuse me. Who cut your hair? I really like it.	Thank you.
I love the way you sing, Henry.	
You have a beautiful home, Mrs. Johnson.	So do you./You do too.



**10 Giving and Accepting Compliments** Practice giving and accepting compliments with your classmates as follows: Student A gives a compliment to Student B. Student B accepts the compliment and gives a compliment to Student C. Continue until everyone has given and received a compliment. Here are some topics you can give people compliments on:

1. an item of clothing or jewelry
2. a hairstyle
3. something someone did
4. a change or improvement someone made recently
5. something a person does well

## Part 2 Conversation: Arranging a Match

### Before You Listen



**1 Prelistening Questions** Before you listen, talk about social life with a classmate.

1. Is socializing common in your culture or circle of friends? If yes, how do you meet people? If no, explain how you like to socialize with friends.
2. What are the most important things to look for in a husband or wife?
3. Would you trust your family members (parents or brothers and sisters) to select a husband or wife for you? Why, or why not?



### Listen

**2 Listening for Main Ideas** Listen to the conversation between Tanya and Meena. As you listen to their conversation, answer the following questions.

1. What does Tanya want to do for her friend Meena?
2. Does Tanya seem interested in learning about Meena's culture?





**3 Taking Notes on Specific Information** Listen to the conversation again. This time, take notes about Meena's culture and its views on marriage.

Ways to meet a husband: \_\_\_\_\_

For Meena, the right man must be: \_\_\_\_\_

Meena's view on love: \_\_\_\_\_

Possible advantages of this kind of marriage: \_\_\_\_\_

### After You Listen



**4 Summarizing Ideas** Work with a partner. Take turns explaining Meena's beliefs about a good marriage match. Use your notes from Activity 3 to help you.



**5 Discussing Customs** Work in small groups. Talk about customs. Think about your own or your friends' experiences. Explain your answers.

1. In your culture, at what age are you allowed to invite your friends home?
2. Is it OK to ask someone you have just met to visit you at home?
3. Where do married couples in your culture go out together: to a movie? a restaurant? a concert?
4. When a couple goes out, who usually pays? Who should pay?
5. What do you think are some of the most usual, or unusual, ways or places that people in different cultures meet new friends?

### Talk It Over



**6 Meeting Old Friends** These people haven't met each other since high school graduation, and have just met again at a reunion. Read the notes about each person carefully. In small groups talk about what they discuss and if they still have common interests. Do you think the three men can still be friends? Do you think the three women can still be friends?

#### Men

**Bruce—24**  
Law major, very busy in new job at big law firm.  
Under a lot of stress  
Likes tennis, and just started golf.  
Enjoys spicy foods.

**Torn—24**  
Business major; might start MBA soon.  
Family has small export business.  
Serious.  
Likes privacy and quiet places.  
Married with two kids.

**Frank—24**  
Communications major, but is now learning animation.  
Part-time waiter—doesn't earn much money.  
Likes trying new foods, but eats a lot of junk food when busy.  
His mother often cooks for him.





**Women**

Lisa—22

Majored in biology; studied one year in Australia.

Part-time job in pharmacy now, might continue for Masters degree.

Confident, funny.

Loves shopping for expensive shoes.

Married with two kids



Marta—21

Studied Art History; is an artist who sells some of her paintings.

Lives with her sister.

Vegetarian who likes cooking healthy meals.

Loves films, cooking, and travel.



Anna—21

Accounting major with job offers at two strong companies.

Shy, but friendly and kind.

Likes reading and jogging.

Gets take-out dinners often.

**7 Filling Out a Questionnaire**

Many new students from different countries are in the English Language Center. You are a new member of the English Club. New members usually fill out a questionnaire to explain who they are and what kind of senior student they'd like to meet. Senior students with similar interests to those of new members become their mentors who help them with their English classes.

Pretend that you are going to sign up with the English Club and follow these instructions.

1. Fill out the application, but don't write your real name at the top. Use an imaginary name. **You can answer truthfully, or have fun and make up pretend answers.** Your teacher will collect all the applications and put them on the board or wall.
2. The teacher will hold up each application and ask, for example, "This application is from Mr. Cool. Can you all guess who this is?" (Students try to guess.) "Would you like to meet him? Well let's meet him now."



3. Finally, "Mr. Cool" will stand up and reveal his identity.
4. Repeat steps 2 and 3 for all the applications.

### ELC English Club

Name \_\_\_\_\_ Age: \_\_\_\_\_  Male  Female

#### ME:

School major or favorite class \_\_\_\_\_

Future plans or dreams (be accountant at big company, start a restaurant, get married and have children, etc.): \_\_\_\_\_

\_\_\_\_\_

Good habits (very loyal, exercise daily, etc.): \_\_\_\_\_

\_\_\_\_\_

Bad habits (eat junk food, spend a lot of time on the computer, etc.):

\_\_\_\_\_

Finish these sentences:

My friends say I am very . . . a) \_\_\_\_\_ b) \_\_\_\_\_

Two things that make me happy are . . . a) \_\_\_\_\_ b) \_\_\_\_\_

Two things that make me angry are . . . a) \_\_\_\_\_ b) \_\_\_\_\_

My hobbies and interests include . . . (video games, tennis, music, etc.)

\_\_\_\_\_

Three things I can't live without, are: (nice shoes, my cat, travel, etc.)

1) \_\_\_\_\_ 2) \_\_\_\_\_ 3) \_\_\_\_\_

\_\_\_\_\_

#### MY FUTURE MENTOR:

Should be \_\_\_\_\_ to \_\_\_\_\_ years old, and have these . . . :

Future plans or dreams: \_\_\_\_\_





---

---

---

---

---

---

---

---

Good habits: (very loyal, exercise daily, etc.): \_\_\_\_\_

---

---

---

---

(Not have these) Bad habits: (eat junk food, watch too much TV, etc.):

---

---

---

---

---

Hobbies and interests such as ( football, travel, etc.):

---

---

---

---

---

---

---

---

**Part 3****Strategies for Better Listening and Speaking****Getting Meaning from Context**

TOEFL® IBT

**Focus on Testing**

**Using Context Clues** Many tests such as the TOEFL® IBT measure your academic listening and speaking abilities. This activity, and others in the book, will develop your social and academic communication abilities, and provide a foundation for success on a variety of standardized tests. Listen to five conversations that take place at a party.

1. Listen to the first part of each conversation. Then listen to the question.
2. Stop the recording and choose the best answer to each question.
3. In the **Clues** column, write the words that helped you choose your answer.
4. Start the recording again. Listen to the last part of the conversation to hear the correct answer.

Answers	Clues
1. <input type="radio"/> A The man doesn't like the town. <input type="radio"/> B The man is new in town. <input type="radio"/> C The woman used to live in the town.	
2. <input type="radio"/> A The office manager hurt his neck. <input type="radio"/> B The man works with the woman. <input type="radio"/> C The man and woman used to work together.	
3. <input type="radio"/> A The man is worried about Tony. <input type="radio"/> B The woman is worried about Tony. <input type="radio"/> C Tony went home.	
4. <input type="radio"/> A The man and the woman will leave the party in forty-five minutes. <input type="radio"/> B The man and woman had a misunderstanding. <input type="radio"/> C The man and woman came to the party together.	



### Talk It Over



**1** **Discussing Birthday, Graduation or Dinner Parties** Answer the following questions with a small group.

1. Describe a typical, enjoyable party for people in your age group. Think of the kind of parties you might go to. Include the following information.
  - a. Where is the party held?
  - b. What time does the party start?
  - c. What food is served?
  - d. What kind of entertainment is there?
  - e. Do you bring a gift for the host?
  - f. When does the party end?
2. Why do you think some young people like to have a birthday party or a graduation party?
3. Some young people like to smoke cigarettes. What is your opinion of this activity?
4. The poster below is from an advertising campaign against smoking. Have you seen posters like this before? Do posters like these stop people from smoking?



## Part 4 Real-World Tasks: Entertainment



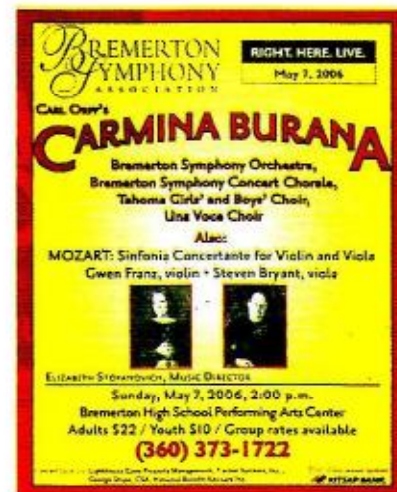

**1** **Prelisting Discussion** Look at the advertisements for entertainment below and on page 177. Answer the questions with a small group.

1. What type of entertainment is each poster advertising?

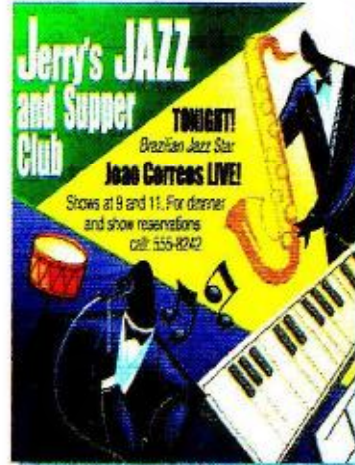

- |                           |                   |
|---------------------------|-------------------|
| a movie                   | a live music show |
| a classical music concert | an opera          |

2. Discuss which of these things you might like to do tonight. Decide on one activity with your group.

3. Discuss which activity you chose with the class.







**2 Previewing Vocabulary** You will hear the underlined words in some phone conversations and messages. Listen to the underlined words. Then use the context presented here to guess what the words mean. Write a definition or description in the spaces.

Sentences	Definitions
<p>1. A: What's showing at the Coronet theater tonight?                      B: A <u>sci-fi</u> movie with Tom Cruise.                      A: Tom Cruise in a sci-fi movie—sounds exciting! What are the <u>show times</u>?                      B: 4, 7, and 10.</p>	<p>sci-fi movie:  show times:</p>
<p>2. A: Want to go see some <u>live music</u> at the Sunset Grill tonight?                      B: Who's singing?                      A: A woman named Sarah Waggoner. She's supposed to be great.                      B: OK. What does it cost?                      A: There's a <u>cover charge</u> of 15 dollars.                      B: Sorry, that's too expensive for me.</p>	<p>live music:  cover charge:</p>
<p>3. When you buy tickets to entertainment events on the Internet, you often have to pay a <u>service charge</u> of two dollars or more. If you order tickets by phone, you can <u>get them in the mail</u> or you can pick them up at the <u>box office</u>: before the event begins.</p>	<p>service charge:</p>
<p>4. If you want to have dinner at a well-known restaurant, it's best to <u>make a reservation</u> before you go. If you don't have a reservation, you may have to wait for a long time when you get there.</p>	<p>make a reservation:</p>

With a partner, role-play Conversations 1 and 2.



**3 Taking Notes** Yolanda and Ming plan to go out this weekend. Ming is making phone calls to get more information about three entertaining events. Listen to the calls and take notes on the important information.

**Call 1**

Event: \_\_\_\_\_

Location: \_\_\_\_\_

Show time(s): \_\_\_\_\_

Price of tickets: \_\_\_\_\_

**Call 2**

Place: \_\_\_\_\_

Entertainment tonight: \_\_\_\_\_

Cost: \_\_\_\_\_

Menu: \_\_\_\_\_

Reservations: \_\_\_\_\_  
(Number of people) (Time)

**Call 3**

Place: \_\_\_\_\_

Band: \_\_\_\_\_

Date: \_\_\_\_\_

Price (total): \_\_\_\_\_

Remember to bring: \_\_\_\_\_



**4 Using Vocabulary** Discuss the following questions with a partner. Use the underlined vocabulary in your answers.

1. Do you like sci-fi (science fiction) movies? Give an example of a movie you enjoyed.
2. Do you ever go to restaurants to hear live music? Tell about the last time you went. What was the cover charge to get into the restaurant? Did you have to make a reservation?
3. Have you ever ordered tickets to an event by phone? What was the service charge? Did your tickets come by mail, or did you pick them up at the box office?
4. How can you find out the show times for an event you want to attend?



**5 Role-Play** Work in pairs. Student A should look at page 202. Student B should look at page 206.



## Self-Assessment Log

Check the words you learned in this chapter.

### Nouns

- box office
- cover charge
- graduation
- live music
- pre-med
- sales rep
- sci-fi movie
- service charge
- show times
- vacancy

### Verbs

- be up to
- keep in touch
- make a reservation
- make sense

### Adjectives

- good at
- terrific

### Expressions

- on the road

Check the things you did in this chapter. How well can you do each one?

	Very well	Fairly well	Not very well
I can listen to and practice stress.	<input type="checkbox"/>	<input type="checkbox"/>	<input type="checkbox"/>
I can talk about friends.	<input type="checkbox"/>	<input type="checkbox"/>	<input type="checkbox"/>
I can express strong feelings with exclamations.	<input type="checkbox"/>	<input type="checkbox"/>	<input type="checkbox"/>
I can give and accept compliments.	<input type="checkbox"/>	<input type="checkbox"/>	<input type="checkbox"/>
I can take notes on a conversation.	<input type="checkbox"/>	<input type="checkbox"/>	<input type="checkbox"/>
I can summarize my notes.	<input type="checkbox"/>	<input type="checkbox"/>	<input type="checkbox"/>
I can talk about different customs.	<input type="checkbox"/>	<input type="checkbox"/>	<input type="checkbox"/>
I can guess meanings from context.	<input type="checkbox"/>	<input type="checkbox"/>	<input type="checkbox"/>
I can talk about going out to movies and restaurants.	<input type="checkbox"/>	<input type="checkbox"/>	<input type="checkbox"/>

Write about what you learned and liked in this chapter.

In this chapter,

I learned \_\_\_\_\_

\_\_\_\_\_

I liked \_\_\_\_\_

\_\_\_\_\_

Chapter

10

# Sports

## In This Chapter

Conversation:	Explaining a Sport
Speech:	A Wrestler
Getting Meaning from Context:	Which Sport is it?
Real-World Tasks:	Radio Sports Report

“I’ve failed over and over and over again in my life and that is why I succeed.”


—Michael Jordan  
American basketball player (1963–)





### Connecting to the Topic

- 1 Look at the photo. What's happening?
- 2 What are your favorite sports to watch? Why?
- 3 What qualities do you think someone needs in order to become a successful athlete? Explain.





## Part 1 Conversation: Explaining a Sport

### Before You Listen



**1 Prelistening Questions** Look at the photo. Answer the questions with a partner.

1. What do you know about martial arts?
2. Why do people want to learn such sports?
3. What experience, if any, do you have with them?



▲ An athlete practicing Karate



**2 Previewing Vocabulary** Listen to the words and phrases from the conversation. Complete the sentences with the words and phrases.

Nouns	Verbs	
balance	focus	stretch
confidence	get in shape	warm up
flexibility	get into	

1. My uncle hasn't exercised for many years and he has gained a lot of weight. But now he wants to \_\_\_\_\_.
2. Some basketball players can jump and \_\_\_\_\_ their arms up to touch the basket.
3. Bicyclists need good \_\_\_\_\_ if they don't want to fall off their bikes.
4. Many young women who are shy often develop more \_\_\_\_\_ after they learn to play a sport well.



5. To do yoga or gymnastics, you need great \_\_\_\_\_ to move your body in difficult positions.
6. If you have a lot of fun doing a new sport, it's easy to \_\_\_\_\_ it.
7. To become a winner, you must concentrate your vision and effort in one direction. You really need to \_\_\_\_\_ on your goal.
8. Professional tennis players usually \_\_\_\_\_ for several minutes to get their bodies ready to start to play a match.


### Listen



**3 Listening for Main Ideas** Bruce, Peter, and Kenji are together to practice some martial arts. Close your book as you listen. Prepare to answer these questions:

1. What sport will Bruce, Peter, and Kenji practice?
2. What part of the world does this sport come from?
3. What are some differences between the two sports they discuss?
4. How has this sport helped Bruce?

Compare and discuss your answers with a partner.



▲ Kick



▲ Block



▲ Punch



**4 Listening for Details** Listen again if necessary. Write *T* if a statement is true and *F* if it is false.

- \_\_\_\_\_ 1. Bruce is trying to teach his friends Karate.
- \_\_\_\_\_ 2. Tae Kwon Do uses more kicks than Karate does.
- \_\_\_\_\_ 3. Kenji doesn't have any experience with Karate.
- \_\_\_\_\_ 4. Peter isn't very interested in learning such sports.

### Stress



**5 Listening for Stressed Words** Listen to the conversation again. Some of the stressed words are missing. During each pause, repeat the phrase or sentence. Then fill in the blanks with the words you hear.

**Bruce:** OK. Let's \_\_\_\_\_ and  
\_\_\_\_\_ We've got to work on \_\_\_\_\_ and  
\_\_\_\_\_

**Peter:** So, Bruce, when did you \_\_\_\_\_ this  
Karate stuff?

**Kenji:** Karate's \_\_\_\_\_. Bruce's showing us Tae Kwon Do, and  
it's Korean.

**Peter:** \_\_\_\_\_. So, what's the \_\_\_\_\_?

**Bruce:** Tae Kwon Do uses \_\_\_\_\_ of different \_\_\_\_\_  
moves. But Karate . . . well, Kenji, it sounds like \_\_\_\_\_  
know something about Karate.

**Kenji:** Yeah—Karate uses more \_\_\_\_\_ and \_\_\_\_\_,  
too. Maybe you've seen athletes break wooden \_\_\_\_\_ with  
punches. You know, like . . . I learned \_\_\_\_\_ when I was  
in \_\_\_\_\_

**Peter:** That's \_\_\_\_\_. I wish \_\_\_\_\_ could do that.  
So, Bruce, why did you get into Tae Kwon Do?

**Bruce:** I had a Korean friend in \_\_\_\_\_ school, and he said it could  
help me get in \_\_\_\_\_ and \_\_\_\_\_ my  
confidence. So I \_\_\_\_\_ it, and I really liked it.

**Peter:** It looks like you \_\_\_\_\_

Now read the conversation with two other classmates. Practice stressing words correctly.



## Reductions



### DROPPING THE "H" SOUND

The "h" sound is not pronounced when a word is:

unstressed AND in the middle of a phrase

or

unstressed AND at the end of a sentence

The "h" sound is often dropped in *pronouns*, and *have/has/had*.

For example:

#### Unreduced "h"

Has he won yet?

I don't know how to find her.

#### Dropped "h"

Has 'e won yet?

I don't know how to find 'er.

In the following examples, the "h" is not dropped because it is in a stressed word:

Can I **help** you?

I **hope** so.



**6 Listening for the Dropped "h"** Listen to the following sentences. Repeat them after the speaker.

#### Unreduced Pronunciation

1. I don't know what to get her.
2. Give it to him.
3. Is he winning?
4. What's his team's name?
5. Where have you been?
6. Susan has finished her workout.
7. He helped her get tickets.

#### Dropped "h" Pronunciation\*

1. I don't know what to get 'er.
2. Give it to 'im.
3. Is 'e winning?
4. What's 'is team's name?
5. Where 'uv you been?
6. Susan 'as finished 'er workout.
7. He helped 'er get tickets.



**7 Comparing Unreduced and Reduced Pronunciation** The following sentences come from the conversation. Listen for the difference between the unreduced and reduced pronunciation. Repeat both forms after the speaker.

#### Unreduced Pronunciation

1. We've got to work on balance.
2. Why did you get into Tae Kwon Do?
3. And he said it could help me . . .
4. It looks like you succeeded.
5. I'm still working on it.

#### Reduced Pronunciation\*

1. We've gotta work on balance.
2. Why didja get into Tae Kwon Do?
3. An 'e said it could help me . . .
4. It looks likeya succeeded.
5. I'm still workin' on it.

\* Note: The underlined forms are not acceptable spellings in written English.



**8 Listening for Reductions** Listen to the following conversation between roommates. You'll hear the reduced forms of some words. Repeat each sentence during the pause. Then write the unreduced forms of the missing words in the blanks.

**Jane:** Hi, Helen. Are \_\_\_\_\_ going out?

**Helen:** Yeah, I'm going to the football game. My brother's playing and I thought I'd watch \_\_\_\_\_. Do you \_\_\_\_\_ come?

**Jane:** I really can't . . . I \_\_\_\_\_ study. But can \_\_\_\_\_ do me a favor?

**Helen:** OK.

**Jane:** \_\_\_\_\_ get me tickets for the girls' soccer game next Saturday? My cousin Sue just made the team.

**Helen:** Sure—that's so cool. What's \_\_\_\_\_ position?

**Jane:** I'm not sure—I'm \_\_\_\_\_ call \_\_\_\_\_, and I can ask \_\_\_\_\_, if you want.

**Helen:** \_\_\_\_\_ don't have to—just wish \_\_\_\_\_ luck.

With a partner, read the conversation. Practice the reduced pronunciation.

### After You Listen



**9 Reviewing Vocabulary** Discuss the following questions with a partner. Use the new vocabulary in your discussion.

1. What's your favorite sport, or game, and how did you get into it?
2. Why is it important to warm up before beginning to play a game or match?
3. Which activity do you think helps you get in shape the best: playing ping pong or racing cars?
4. What are a few sports for which you really need flexibility and you have to stretch a lot?
5. Can you think of a sport that especially requires very good focus and balance?
6. How can playing a sport build a person's confidence?



▲ Ping pong paddles and ball





▲ Racing cars

## Pronunciation



### THE NORTH AMERICAN "T"

In some words, speakers of North American English pronounce the "t" between two vowels as a quick /d/ sound:

Karate's (kerahdeez) Japanese.

This pronunciation change does not happen in British English.

Contrast:

Words	North American English Pronunciation	British English Pronunciation
pretty	priddy*	pritty*
got it	goddit*	gottit*

\*Note that the words marked with \* are not correct written forms.



**10** **Listening for the North American "t"** Listen and repeat the following examples.

1. We've gotta work on balance and flexibility. ("godda") ("flexibilidy")
2. It also helps you focus. ("id")
3. Let's get started ("starded")

**11** **Pronouncing the North American "t"** Work in pairs. Student A should look at page 203. Student B should look at page 207.

## Part 2 Speech: A Wrestler

### Before You Listen



**1 Prelistening Questions** Before you listen, talk about sports with a partner.

1. Which sports are most popular in your country? Why?
2. How much do you know about the sport of wrestling? For example, what are the rules, what are the different kinds, etc?



**2 Previewing Vocabulary** Listen to the underlined words from the speech. Then write the letter of the correct definition beside each sentence.

#### Sentences

1. \_\_\_\_\_ Our soccer team competed against another team and won.
2. \_\_\_\_\_ My classmate and I played a tennis match and then watched a soccer match on TV.
3. \_\_\_\_\_ John was so happy because he beat his father at a card game.
4. \_\_\_\_\_ We lost the basketball game because our opponents played much better.
5. \_\_\_\_\_ Nobody scored during the game, so the result was 0:0.
6. \_\_\_\_\_ Since the game was tied 2:2, they had to play overtime until one team finally won.
7. \_\_\_\_\_ Swimming is a great sport because you can participate as an individual or as a team member.

#### Definitions

- a. to win against another player
- b. the other player or team in a competition
- c. to make points in a sport or game
- d. to play a sport and try to win
- e. one person, not a member of a group
- f. a game or contest
- g. extra time added at the end of a sports game





### Strategy

#### Hints for Taking Notes

It is easier to remember information if you organize your notes into an *outline*. An outline separates main ideas and details in a clear way with numbers and letters. An outline has key words and phrases—not complete sentences.

**4 Reviewing Notes** Look at your notes in Activity 3. Separate the main ideas from the details and write them in the outline below.

I. Introduction

A. Info about Terri: \_\_\_\_\_

B. Info about wrestling: \_\_\_\_\_

II. Why chose wrestling: \_\_\_\_\_

III. Rules: \_\_\_\_\_

IV. Why likes it: \_\_\_\_\_



**5 Listening for Specific Information** Listen again while you look at the outline. Make corrections or fill in missing information.

### After You Listen



**6 Summarizing Ideas** Compare notes with a partner. Summarize the information in your outline. Based on your summary, work with a partner and role-play an imaginary interview with Terri.

#### Example

**Reporter:** When did you start wrestling?

**Terri:** When I was 12.

**Reporter:** Why did you choose this sport?

**Terri:** Because my brothers used to wrestle and I...





## Part 3

# Strategies for Better Listening and Speaking

### Getting Meaning from Context



**1 Prelistening Questions** Look at the pictures below. Name each sport and answer these questions with a partner.

1. Compare the sports in each group: how are they similar or different?
2. Which of these can you do without any equipment?
3. Which of these sports do you think is the oldest?




TOEFL® iBT





### Focus on Testing

**Using Context Clues** Many tests such as the TOEFL® iBT measure your academic listening and speaking abilities. This activity, and others in the book, will develop your social and academic communication abilities and provide a foundation for success on a variety of standardized tests. Listen to people describe various sports.

1. Listen to each description.
2. Stop the recording after each description.
3. Choose the best answer for each item.
4. In the **Clues** column, write the words that helped you.

Answers	Clues
1. (A)  swimming	
(B)  kayaking	
(C)  surfing	



2.	(A)		judo	
	(B)		boxing	
	(C)		baseball	
3.	(A)		skiing	
	(B)		surfing	
	(C)		snowboarding	
4.	(A)		gymnastics	
	(B)		boxing	
	(C)		fencing	
5.	(A)		kayaking	
	(B)		judo	
	(C)		baseball	

## Talk It Over



**2 Twenty Questions** Play the guessing game “Twenty Questions” by following these steps:

1. Divide into two teams.
2. Choose a player to represent your team. This person must think of a sport or a famous athlete.
3. Members of the other team ask Yes/No questions about the sport or athlete and try to guess the answer. Each member can ask one question and make one guess at his/her turn.
4. The player answers the questions with a simple Yes or No.
5. If the other team guesses the answer in 20 clues or less, it wins and gets one point.
6. The winning team selects a player for the next turn.
7. If a team can't guess in 20 questions (or guesses the wrong answer), the opposite team gets a point and can select another player to think of a sport or athlete.

### Example

**A:** Is it a sport?

**B:** Yes.

**A:** Is it a winter sport?

**B:** No.

**A:** Do you need any special equipment?

**B:** Yes. . . .



## Part 4 Real-World Tasks: Following Sports News



**1** **Prelistinging Questions** Discuss these questions with a partner.

1. Which sports or games have you watched “live” at a stadium or other location? Which sports have you watched on television? Which way is better? Why?
2. Have you ever listened to a game on the radio? Is this enjoyable? Why, or why not?
3. Do you follow any sports, teams, or players through television news, newspapers, magazines, or the Internet? Explain.



**2** **Previewing Vocabulary** Listen to the words below. Then test your understanding of the words. Working with a partner, describe or explain each picture by using the correct forms of the words under each picture. Check answers with classmates.

### Nouns

loser  
rival  
score  
set  
tie  
winner

### Verbs


lose/lost  
win/won

### Adjective


close

### Expressions

It was a tie!  
It was a close game.  
What was the score?



Win/won/winner  
lose/lost/loser  
rival



close  
the score  
a tie



**3 Sports News on the Radio** Look at the chart about sports. Listen to the Faber College radio sports reporters. As you listen, fill in the missing information you hear about each game or sport.




Sport	Players or Teams	Results / Scores
Men's basketball	Faber vs. State College	Faber lost: 76 - 72
	Faber vs. Hamilton College	
		Won all 3 games: 1: 2: 21 - 18 3:
Tennis	Mary Johnson vs. _____	
Tournament		
Tennis	_____ vs. Lisa Kim	
Women's soccer		



## Using Language Functions

### GIVING AND UNDERSTANDING INSTRUCTIONS

When giving instructions, use signal words to make sure your explanation is clear.



Ask questions to make sure your listener understood you.



When following instructions, ask for clarification.





**4 Sports Instructions** Use the expressions from the list on page 197 as you play these games.

#### Game 1

1. Form groups (3 to 5 students). Each group writes a set of simple instructions, or rules, for playing a sport or game.

**Example** (surfing) First carry the board into the ocean. . . . Then lie down on the surfboard. . . . Next swim (or, paddle) out to some waves. . . . Turn around to the beach. . . . Now wait for a big wave. . . . Swim fast toward the beach. Finally, stand up on your surfboard.

2. Then cut up the instructions into separate sentences.
3. Give the mixed-up sentences to another group to put in correct order.
4. When you're done, check the answers.

#### Game 2

1. Form groups (3 to 5 students). With your group, write a set of instructions for playing a sport. Memorize the instructions. Each group slowly tells the instructions to the other groups, *without saying* the name of the sport.
2. The group that guesses the name of the sport first wins 1 point. After each group has explained their sport, the group with the most points wins.

**Example** First, throw the ball up. Then hit it with your paddle. Try to hit the ball onto the table, then over the net. Next, the other player tries to hit the ball back to you. Continue to hit the ball over the net. If you can't hit it over the net, and onto the table, then you might lose a point (Answer: Ping Pong).

### 5 Teaching or Coaching Your Classmates: Homework Project

#### At Home:

Write down several simple steps for any sport you know. Practice explaining and showing these steps.

#### In Class:

If possible, bring in some sports equipment, like a ball or tennis racket, to help you describe your sport. Give instructions to try to teach your classmates the sport. Remember to check for understanding.

Learners: Remember to ask for help if instructions aren't clear.





## Self-Assessment Log

Check the words you learned in this chapter.

### Nouns

- balance
- confidence
- flexibility
- individual
- loser
- match
- opponent
- rival
- score
- set
- tennis match
- tie
- winner

### Verbs

- beat
- compete
- focus
- get in shape
- get into
- lose
- score
- stretch
- warm up
- win

### Adjectives

- close
- ### Adverbs
- overtime

### Expressions

- What was the score?
- It was a tie!
- It was a close game.

Check the things you did in this chapter. How well can you do each one?

	Very well	Fairly well	Not very well
I can listen to and practice stress and reductions.	<input type="checkbox"/>	<input type="checkbox"/>	<input type="checkbox"/>
I can listen to and pronounce the North American "t."	<input type="checkbox"/>	<input type="checkbox"/>	<input type="checkbox"/>
I can talk about sports.	<input type="checkbox"/>	<input type="checkbox"/>	<input type="checkbox"/>
I can take notes on a speech.	<input type="checkbox"/>	<input type="checkbox"/>	<input type="checkbox"/>
I can summarize my notes.	<input type="checkbox"/>	<input type="checkbox"/>	<input type="checkbox"/>
I can guess meanings from context.	<input type="checkbox"/>	<input type="checkbox"/>	<input type="checkbox"/>
I can give and understand instructions.	<input type="checkbox"/>	<input type="checkbox"/>	<input type="checkbox"/>

Write what you learned and what you liked in this chapter.

In this chapter,

I learned \_\_\_\_\_

I liked \_\_\_\_\_

# Pairwork Activities for Student A

## Chapter 1 Part 1

### 8 Reviewing Vocabulary page 8

- Questions: Ask the following questions. Your partner will choose the best response from his or her list.
  - Do you think it is OK to stop by a friend's house without calling first?
  - What classes are you going to take after this one?
  - When did you come over from Taiwan?
- Answers: Now change roles. Listen to your partner ask you three questions. Choose the correct response from the list below for each question.
  - No kidding! You must be very healthy!
  - Yi-Lun sounds Chinese to me. And Hyun? That sounds Korean.
  - Some family members and school friends call me \_\_\_\_\_

## Chapter 2 Part 3


### 2 Talking About Seasons page 35

Student A				
	Winter	Spring	Summer	Fall
Months	December-February		June-August	
Weather		warm	humid	cool
			sunny	cloudy
	snowy			
	wet			
	gray			



**Chapter 5** Part 1**8** Using Vocabulary page 88

1. Questions: Ask the following questions. Your partner will choose the best response from his or her list.
  1. In what situations do you feel stressed out?
  2. In your community, can landlords raise the rent any time, as much as they want? Does the government control the rent?
  3. Is it pretty easy to find vacancies for apartments in your neighborhood? Why, or why not?
2. Answers: Now change roles. Listen to your partner ask you three questions. Choose the correct response for each question. (Use one or more choices inside the parentheses or use your own answer.)
  - a. Yes, because (dormitory food is terrible, parents bought a new house, going to college)  
No, because (live with my family, like my roommates, rent is very low)
  - b. Furnished (host family's house has furniture, dormitory has furniture, parents' house)  
Unfurnished (my first apartment, usually unfurnished in my town)
  - c. (small size is convenient—easy to clean; too small—can't invite friends over, not enough room for all my stuff)

**Chapter 5** Part 4**3** Comparing Pictures page 99

▲ Picture A



## Chapter 9 Part 1

### 10 Practicing Exclamations page 167

1. Questions: You want to go to the movie *Gladiator Reborn*. Phone the theater and get some information about it. Your partner will choose the best response from his or her list.

#### Useful expressions

- What time is \_\_\_\_\_ showing?      How long is the movie?  
 When does \_\_\_\_\_ start?      What's the address of the theater?  
 How much are the tickets?      Where can I park?

2. Answers: Now change roles. You work for Ticket Express, an agency that sells tickets for a variety of cultural events. Your partner will phone you to order tickets to the show, *The Lion King*, at the Greek Theater. Here is the information you will need:

Show time: 8:30 P.M.

Ticket prices: \$20, \$30, \$50. The \$20 tickets are sold out. There is a service charge of \$2.50 for each ticket ordered by phone.

Ticket pickup: At the box office one hour before show time.

#### Useful expressions

- The show begins at . . .      There is a service charge . . .  
 The (show) is sold out.      You can pick up your tickets at . . .

## Chapter 9 Part 4

### 5 Role-Play page 178

Read your partner one statement or question from the list below. Your partner will respond with an appropriate exclamation. Then your partner will read one of his or her statements, and you will respond with an appropriate exclamation. Take turns.

- I got 100% on the last grammar test.
- Do you like my new haircut?
- Yesterday my dog was hit by a car.
- I got free tickets to the \_\_\_\_\_ cup final.  
(Fill in the name of a cup final.)
- (Make your own statement or question.)





## Chapter 10 Part 1

### 11 Pronouncing the North American "t" page 187

1. Questions: Ask the following questions. Your partner will answer with a word containing the North American "t":
  1. When are you going to see the basketball game?
  2. Where was the Mexican soccer match?
  3. Should I buy this sweater?
  4. I called my tennis partner, but she isn't home. What should I do?
2. Answers: Now change roles. Listen to and answer your partner's questions with one of these words or phrases:  
a British sport    better    hit it    mail it in    I try to play golf.

# Pairwork Activities for Student B

## Chapter 1 Part 1

### 8 Reviewing Vocabulary page 8

- Answers: Listen to your partner ask you three questions. Choose the correct response from the list below.
  - I came over to the United States three years ago.
  - To be polite, it's better to call your friend before you stop by.
  - After I take this English class, I want to take some business classes and maybe try to get an MBA.
- Questions: Now change roles. Ask the following questions. Your partner will choose the best response from his or her list.
  - What does your family call you?
  - Can you believe I ran 10 kilometers this morning?
  - My new classmates are Hyun, Roberto and Yi-Lun. Roberto sounds Spanish. Where do you think Hyun and Yi-Lun are from?

## Chapter 2 Part 3

### 2 Talking About Seasons page 35

Student B				
	Winter	Spring	Summer	Fall
Months		March- May		September- November
Weather	cold		hot	
	rainy	cool		
	cloudy	rainy		windy
				rainy




## Chapter 5 Part 1

### 8 Using Vocabulary page 88

1. Answers: Listen to your partner ask you three questions. Choose the correct response for each question.
  - a. Yes, because (many new apartments, rent is very reasonable)  
No, because (rent is very high, not enough apartments, need help of agency)
  - b. The landlord can raise the rent \_\_\_\_\_ (once a year, whenever he wants, only with government permission)
  - c. Whenever I (move/pay bills/look for a roommate) I feel . . .
2. Questions: Ask the following questions. Your partner will choose the best response from his or her box.
  1. What are the advantages and disadvantages of a studio apartment?
  2. Are you planning to move out of your present home soon? Why or why not?
  3. When you first moved into your present home, was it furnished or unfurnished? Why?

## Chapter 5 Part 4

### 3 Comparing Pictures page 99



▲ Picture B



## Chapter 9 Part 1

### 10 Practicing Exclamations page 167

1. Answers: You work at the Sunset Theater. Your partner will call you for some ticket information. Use this information to answer your partner's questions. (If you don't know an answer, make something up.)

Movie: *Gladiator Reborn*

Location: Sunset Theater, at the corner of Sunset St. and King's Road

Show times: 4, 7, and 10 P.M.

Ticket prices: \$6.00 before 5 P.M.; \$10.00 after 5 P.M.

#### Useful expressions

There's a show at ...

We're located at ...

Show times are ...

Tickets cost ...

2. Questions: Now change roles. You are going to call Ticket Express, an agency that sells tickets to sports and cultural events. You want to buy two tickets to the show, *The Lion King*, at the Greek Theater on the night of August 10.

#### Useful expressions

I'd like to order ...

Where can I pick up the tickets?

How much are the tickets?

What time does the show begin?

Do you have student tickets?

## Chapter 9 Part 4

### 5 Role-Play page 178

Read your partner one statement or question from the list below. Your partner will respond with an appropriate exclamation. Then your partner will read one of his or her statements, and you will respond with an appropriate exclamation. Take turns.

1. Somebody stole my brand-new bicycle.
2. I got accepted for next year at \_\_\_\_\_  
(Fill in the name of a university.)
3. What do you think of the food at \_\_\_\_\_  
(Fill in the name of a terrible restaurant or place to eat.)
4. Today is my birthday.
5. (Make your own statement or question.)





## Chapter 10 Part 1

### 11 Pronouncing the North American "t" page 187

1. Answers: Listen to and answer your partner's questions with a word or phrase containing the North American "t":

call her later      try it on      Mexico City      Saturday

2. Questions: Now change roles. Ask your partner these questions:

1. What do you try to do every weekend?
2. What should I do with my completed application?
3. What is the opposite of worse?
4. What kind of game is cricket?
5. What do players do with a golf ball?

# Audioscript

## Chapter 1 Academic Life Around the World

### Part 1 Conversation: Meeting New Friends

#### 3 Listening for Main Ideas page 5

#### 4 Listening for Details page 5

#### 5 Listening for Stressed Words page 6

**Jack:** Hi. How are you doing?

**Peter:** Hi. You're . . . Jack, right?

**Jack:** Yeah. And, sorry, you're . . . ?

**Peter:** Peter. Peter Riley.

**Jack:** Oh, yeah, we met on campus last week. Peter, this is my friend, Bruce Lee. He's just moved into the building.

**Peter:** Hi, Bruce Lee.

**Bruce:** Nice to meet you. You can just call me Bruce. Lee's my last name.

**Peter:** Oh. Lee. That sounds . . .

**Bruce:** Chinese.

**Peter:** Oh. So, you're from . . .

**Bruce:** . . . from San Francisco. My parents came over from Hong Kong before I was born.

**Peter:** Oh, that's cool. Actually, uh, I was thinking of taking Chinese this term. Maybe you could help me.

**Bruce:** Well, my Chinese really isn't very good . . .

**Jack:** Uh, listen, Peter. We're really hungry. Do you want to get something to eat with us?

**Peter:** Sorry, I can't. I have to go meet my new classmates.

**Jack:** Oh, OK. Well, stop by sometime. I'm up in 212.

**Peter:** Hey, I'm on the same floor. I'm in 220.

208

**Jack:** No kidding . . .

**Peter:** Well, nice meeting you, Bruce. I'm sure I'll see you soon.

**Bruce and Jack:** See you later.

#### 7 Listening for Reductions page 8

1. How are you feeling?
2. See you in an hour.
3. Jack, do you want to eat at the cafeteria?
4. When do you have to meet?

#### 9 Distinguishing Among -s Endings page 9

- |           |               |
|-----------|---------------|
| 1. plays  | 6. phones     |
| 2. misses | 7. washes     |
| 3. hopes  | 8. summarizes |
| 4. stops  | 9. mothers    |
| 5. drives | 10. puts      |

### Part 2 Presentation: School Orientation

#### 3 Listening for Main Ideas page 13

#### 4 Listening for Specific Information page 14

Hello, everybody. Welcome to the American Language Center. I'm Gina Richards, your academic advisor. You can all just call me Gina. I know today is your first day at our school, so you're probably a little nervous and maybe a little shy, too. So, I want to tell you right at the beginning: if you don't understand something, please ask questions. OK? And listen very carefully because we're going to give you a lot of important information—information that will make your experience here enjoyable and useful. OK, here we go.





Let me tell you about the plan for today. There are three things on your schedule. First, you will take a placement test. This test will measure your English level. You'll take a reading, grammar, and composition test. Oh, and also listening. A listening test. The whole placement test takes three hours.

Next, you will meet in small groups, with a teacher, for an orientation. This orientation meeting will be about important things you need to know, like where to buy your books, what types of classes you'll have, how to find a roommate, things like that. This is where you can ask a lot of questions.

Then, finally, this afternoon, you will take a campus tour. We'll show you the main buildings where your classrooms are; you'll see some of the sports facilities, you know, the tennis courts, the swimming pool, places like that; and you'll also visit the library and the computer lab. I think you'll be surprised how large and how beautiful our campus is. All right. Are there any questions before we begin?

### Part 3 Strategies for Better Listening and Speaking

#### Focus on Testing: Using Context Clues

page 15

##### Part 1

**Peter:** Let's get a medium with extra cheese and pepperoni on it.

**Bruce:** Can we get mushrooms and tomatoes, too?

**Kenji:** I don't care. Just get a large one 'cause I'm really hungry.

**Question 1:** Where are the students?

**Peter:** This restaurant has got the best pizza on campus!

##### Part 2

**Kenji:** Yeah, they told me about this place at the orientation. So, Bruce, how are your classes going?

**Bruce:** Pretty good. Well, my chemistry class is a little boring. Professor Murphy knows the subject, but he's not a good teacher. Last week

he was sick, and his T.A. was teaching the class. She was much better. This T.A. spends a lot of time answering our questions and correcting our homework.

**Question 2:** What do you think "T.A." means?

**Kenji:** Teaching assistants aren't common in Japanese universities. The professors teach all the classes.

##### Part 3

**Peter:** Really?

**Kenji:** Uh huh. I was very surprised when I first came here. You know what else is unusual for me? All the facilities. I mean, the swimming pool, five tennis courts, the museum, even a post office! Faber College doesn't look like the college campus where I come from.

**Question 3:** What does Kenji think about the Faber College campus?

**Kenji:** It's completely different.

##### Part 4

**Kenji:** Speaking of tennis courts, I want to play tomorrow. Can I just go there or do I need to . . .

**Peter:** You need to make a reservation. Just call the tennis center and give them your ID number. You know, your student ID. They'll give you a reservation number. The office is open between 8 A.M. and 5 P.M.

**Question 4:** How can students make reservations for a tennis court?

**Bruce:** Here's the phone number for reservations.

##### Part 5

**Peter:** Hey, Jack and I already have a court for tomorrow afternoon. Do you want to play doubles with us?

**Kenji:** Sounds good to me. Can you come Bruce?

**Bruce:** Yeah. I have a class 'til 2:00. Let's meet there at 2:30.

**Question 5:** What are the students going to do tomorrow?

**Kenji:** You mean, meet at the tennis court, right?

**Peter:** Uh huh. See you there.



## Part 4 Real-World Tasks: Telephone Messages

### 1 Listening to Telephone Messages

page 18

#### Example:

**Outgoing Message:** Hi. You have reached 555-0121. Sorry, but we can't come to the phone right now. If you want to leave a message press one. We'll call you back as soon as we can.

**Linda:** Kenji, this is Linda from Dr. Brown's office. I'm calling to change your appointment. Unfortunately, Dr. Brown can't see you at two o'clock on Tuesday. But I can give you an appointment for Wednesday at 2:00. I hope that's convenient for you. Please let us know. Call us at 555-0162.

#### Message 1

**Kelly:** Kenji, this is Kelly from your math class. Remember me? I'm calling about this week's homework. I'm still sick and will probably stay home until Monday. So, like, uh, can you call me at 555-0149? Any time before 11:00 is OK. Thanks.

#### Message 2

**Bud:** Hi, Peter, it's Bud. Listen, want to go to a concert Saturday? It's a Latin jazz band, I think. My cousin has a couple of free tickets. Give me a call today if you're interested- uh, 555-0126. The concert starts at eight-thirty, by the way. Talk to you later.

#### Message 3

**Mrs. Henry:** This is Mrs. Henry from the international student office, returning Kenji Suzuki's call. I'm sorry, but we still don't have your papers ready. Please check back next week; just call the main number and, uh, I'm at extension 4745.

#### Message 4

**Don:** Uh, yes, uh, this is the research library calling. Peter Riley, we have a biology book with your name and this phone number in it. If it's yours, you can pick it up at the front desk; just show your student identification. Ask for Lisa or Don.

#### Message 5

**Kevin:** Hello, Peter? Uh, my name is Kevin Potter. My advisor gave me your number; she said you work with students in math, and I need help studying for my midterm exam. Can you let me know if you're available and, uh, how much you charge for tutoring? My number is 555-0118. Thanks. Bye.

#### Message 6

**Man:** Kenji, this is Honda World Service calling. Your car's fixed. Please pick it up by 5:00 today. As we discussed, the charges came to \$175.

### 3 Calling for Information page 20

**Bruce:** Hi, I'm calling to get a parking permit. Is parking lot nine available?

**Admin:** Yes, it is. What's your name, please?

**Bruce:** Bruce Lee. My first name is B-R-U-C-E.

**Admin:** B-R-U-S?

**Bruce:** No. B as in ball, R as in ring, U as in umbrella, C as in cake and E as in egg. My last name is spelled L-E-E. That's L as in little, E-E.

**Admin:** OK, got it. Address?

**Bruce:** 3251 Washington Street.

**Admin:** Day-time phone number?

**Bruce:** Uh, 555-0103.

**Admin:** OK. What's the year and make of your car?

**Bruce:** 2004 Toyota Camry.

**Admin:** License plate?

**Bruce:** AWJ 130

**Admin:** One thirty or one thirteen?

**Bruce:** One, three, oh.

**Admin:** OK. That'll be \$210 for the semester or \$420 for the year.

**Bruce:** I just need it for the fall semester.

**Admin:** All right. So, just send in your payment for \$210, and we'll send you a permit for lot number nine.

**Bruce:** Great. Thank you very much.

**Admin:** You're welcome.

**Bruce:** Bye.



## Chapter 2 Experiencing Nature

### Part 1 Conversation: Vacation Plans

#### 3 Listening for Main Ideas page 25

#### 4 Listening for Details page 26

#### 5 Listening for Stressed Words page 26

**Peter:** Wow. Look. It's raining cats and dogs—again! I hate this weather. When does winter break start?

**Jack:** Winter break? It's only October.

**Peter:** I know, but I'm sick of studying. I want to go someplace warm and lie on the beach for a week. Someplace where it's sunny and dry. Florida or Hawaii, maybe?

**Jack:** Yeah. Where we can go swimming and snorkeling and get a great tan. Now that's my idea of a perfect vacation.

**Bruce:** Not mine. I can't swim very well, and I don't like lying in the sun.

**Peter:** Oh, yeah? How come?

**Bruce:** I don't know. I just prefer the mountains, especially in winter. I love snowboarding. In fact I'm planning to go to Bear Mountain with some friends in December. Do you want to come?

**Jack:** No thanks. I went there last year. I was freezing the whole time. Anyway, I don't know how to ski very well. Last year I fell about a hundred times.

**Bruce:** Peter, how about you?

**Peter:** Sorry, I'm like Jack. I don't want to go anyplace where it's below 70 degrees.

**Jack:** By the way, what's the weather forecast for tomorrow?

**Bruce:** The same as today. Cloudy, cold, and a 90 percent chance of rain.

**Jack:** Oh, no! I left my umbrella at the library.

**Bruce:** You can borrow mine. I've got an extra one.

#### 7 Listening for Reductions page 27

**Jack:** Hi, Bruce. Hi, Peter.

**Bruce and Peter:** Hey, Jack.

**Bruce:** What's happening?

**Jack:** I'm going to the campus recreation center. Do you want to come?

**Bruce:** What are you going to do there?

**Jack:** Well, it's a nice day. We can swim and lie in the sun.

**Bruce:** Thanks, but I don't want to go. I'm too tired.

**Jack:** How about you, Peter?

**Peter:** I can't. I've got to stay at home and study. Maybe tomorrow.

#### 9 Distinguishing Between Can and Can't page 29

1. She can't swim very well.
2. Michael can drive.
3. The boys can cook.
4. I can't find his phone number.
5. Kenji can't speak Spanish.
6. He can speak Japanese.
7. I can't understand him.
8. Peter can come with us.
9. She can't take photographs in the rain.
10. Herb can play tennis very well.

### Part 2 Story: Camping

#### 3 Listening for Main Ideas page 31

#### 4 Taking Notes on Specific Information page 31

**Manager:** You're all wet and muddy. What happened to you?

**Wife:** You're not going to believe this! It's the most incredible thing! It all started when we decided to go hiking this morning.

**Husband:** Yeah, the weather was sunny and clear when we got up. So we put on shorts and



**7 Listening for Reductions page 45**

**Customer:** Waiter?  
**Server:** Yes sir. Do you know what you want?  
**Customer:** Do you have the spaghetti with mushroom sauce tonight?  
**Server:** Yes, we do.  
**Customer:** Well, are the mushrooms fresh or canned?  
**Server:** They're fresh, and the sauce has lots of them.  
**Customer:** Great, I'll have that.  
**Server:** Do you want something to drink?  
**Customer:** I don't know. Why don't you recommend something?  
**Server:** How about some nice Italian mineral water?

**9 Distinguishing between Teens and Tens page 46**

1. We waited in line for 30 minutes.
2. My sister is 14 years old.
3. We've lived in this city for 15 years.
4. 60 people came to the party.
5. The groceries cost 70 dollars.
6. There are 18 students in the class.
7. I live 90 miles from my parents.

**10 Listening for Teens and Tens page 47**

1. This turkey weighs 14 pounds.
2. The market is open until 10:30.
3. We spent \$40 on groceries yesterday.
4. This milk is good until November 13th.
5. Those peaches cost \$1.90 a pound.
6. Everything in this store is about 15 percent cheaper today.
7. I'm having a big party this weekend. I need 30 bottles of mineral water.
8. The store will close in 15 minutes.
9. By using this coupon, you can save 70 cents on this ice cream.
10. Canned vegetables are in aisle 19.

**Part 2 Advice Show: Healthy Eating**

**3 Listening for Main Ideas page 50**

**4 Taking Notes on Specific Information page 50**

**Bob:** Hi, everyone, I'm Bob.  
**Pam:** And I'm Pam, and this show is all about "Eating Right!"  
**Bob:** You know, Pam, with people so busy today, they don't have a lot of time to shop or plan what to eat.  
**Pam:** That's true, but healthy eating might just give you a longer and happier life! So here are some things we all should think about regarding our diet.  
**Bob:** First, eat lots of fruits and vegetables. Why? Well, they're a good source of vitamins, and minerals. . . .  
**Pam:** Right, and they're a good source of fiber, too. Also, they're almost all low in calories and fat, and eating them may help protect you against cancer. So, put an apple or a banana in your lunchbox, or have a carrot for a snack—skip those potato chips.  
**Bob:** That's right. Fruits make a great desert—you don't need all those sugary sweets and drinks, cookies, cakes, candies, sodas.  
**Pam:** You bet you don't. So a second point to remember: too much sugar in your diet can lead to health problems like weight gain, tooth decay—that's trips to your dentist . . .  
**Bob:** Owww! Or even diabetes, and that's serious!  
**Pam:** Now the third thing we want you to think about is reducing the fat you eat.  
**Bob:** Uh huh. Cutting down on the fat in our diets would be good for many of us.  
**Pam:** So true. It can help us lose weight.  
**Bob:** Or *not gain* weight in the first place.  
**Pam:** And it can lower our chance of getting heart disease, and cancer, too.  
**Bob:** So cut back on all those hamburgers, cheeseburgers, French fries . . .  
**Pam:** And chips—they're full of fat. . . .  
**Bob:** And salt. Oh, I don't want to forget our





fourth suggestion: Eat more whole grains. You'll get plenty of fiber, vitamins, and minerals from them.

**Pam:** You mean, like, brown rice and whole wheat?

**Bob:** That's it. They're much healthier than white bread, white rice, and things like that.

**Pam:** Finally you don't want to drink too much coffee. Coffee can make you nervous, and keep you awake at night. Or even affect your heart—but we'll talk about coffee on another show. . . .

## Part 3 Strategies for Better Listening and Speaking

### Focus on Testing: Using Context Clues page 53

#### Conversation 1

**Server:** Good evening. My name is Pierre. Would you like a something to drink?

**Bob:** No, thanks. But we would like to order some appetizers.

**Server:** Certainly, here are your menus. Our specials tonight are lemon chicken and fresh broiled swordfish.

**Question 1:** The speakers are in a . . .

**Susan:** This is such a beautiful restaurant, Bob. Thanks for bringing me here.

#### Conversation 2

**Felipe:** Why don't we sit at the counter? There aren't any free tables.

**Salim:** Fine.

**Waitress:** Coffee?

**Felipe:** Yes.

**Salim:** Yes, please.

**Waitress:** I'll be right back to take your order.

**Question 2:** The speakers are in a . . .

**Felipe:** This is my favorite diner. The prices are low and the service is great.

#### Conversation 3

**A:** These salads look great. Do you want one?

**B:** No, I want a hot dish from over there.

**Server:** Yes, what would you like?

**A:** Is that mushroom soup?

**Server:** No, it's bean soup.

**A:** How much is it?

**Server:** It's two dollars a bowl. You pay down there at the cashier.

**Question 3:** The speakers are in a . . .

**B:** I hear this cafeteria is open all night.

#### Conversation 4

**Server:** May I take your order?

**John:** I'll have two burritos, no onions, and two small Cokes.

**Server:** For here or to go?

**John:** For here. Oh, and an order of nachos.

**Server:** That'll be eight dollars.

**Question 4:** The speakers are in a . . .

**John:** I know fast food is fattening, but I really love it.

## Part 4 Real-World Tasks: Recipes and Regional Foods

### 2 Taking Notes on a Recipe page 56

**Tom:** To make French toast for four people, here's what you'll need: two eggs, one cup of milk, one-half teaspoon of salt, and about a tablespoon of butter. Have you got all that?

First, beat the eggs, milk, and salt with a fork for a minute until they're well mixed.

Then melt the butter in a frying pan.

While the butter is melting, dip eight slices of bread into the egg mixture.

Then, when the butter is hot, fry the bread slices until they're golden brown.

Serve them on a warm plate with butter and syrup or jam.



**6 Regional Foods** page 59

Look at the map of the United States and Canada. As you hear the name of each food, write it on the map in the place where it is popular.

**Paula:** Vancouver, in Western Canada, has delicious Chinese food because there are many Chinese immigrants in that part of Canada. And Vancouver has great fish—like salmon.

San Francisco also has excellent Chinese and Japanese restaurants. Oh and the bread in San Francisco is really special.

Now, if you drive to Texas, be sure to eat some Mexican food. It's very spicy, but so delicious. In the Midwest, the middle of the United States, you can find terrific cheese in Wisconsin. And don't forget to have a steak in Chicago. The beef is very good there.

If you drive to the Northeast, try to visit Maine to taste the seafood. Lobster is fantastic. And nearby, in Montreal, Canada, the French food is fabulous. Oh, and if you decide to go down south to Georgia, fried chicken is very popular. And in Florida, of course, you'll find the best oranges.

## Chapter 4 In the Community

### Part 1 Conversation: In the City

**3 Listening for Main Ideas** page 66

**4 Listening for Details** page 66

**5 Listening for Stressed Words** page 66

**Kenji:** Peter, are you going downtown today?

**Peter:** Uh-huh. Why?

**Kenji:** Can you give me a ride? I have to run some errands.

**Peter:** Where do you need to go?

**Kenji:** Uh, a lot of places. First, I have to go to the bank. Could you drop me off at the corner of King Boulevard and Second Avenue?

**Peter:** King and Second? Oh, sure. I know where that is. But why are you going to the bank? Why don't you use the ATM machine on campus?

**Kenji:** 'Cause my debit card isn't working; I've got to get a new one. And the cleaner's is next door to the bank. I have to pick up some clothes there anyway.

**Peter:** Why don't you use the laundry room here in the building?

**Kenji:** I'm not picking up laundry. It's dry cleaning. By the way, is there a computer repair shop near there? I need to drop off my laptop.

**Peter:** Computer repair? Oh, yeah. There's a Good Buy across the street from the bank. They fix computers there.

**Kenji:** Oh, that's convenient. So what are you going to do downtown?

**Peter:** I'm going to the courthouse. I've got to pay a traffic ticket.

**Kenji:** No kidding! I have to pay a ticket, too. I just got a ticket last week.

**Peter:** But, Kenji, you don't drive!

**Kenji:** I know. I got a ticket for jaywalking!

**Peter:** Really?!

**Kenji:** Yeah. I didn't know it's illegal to cross in the middle of the street!

**7 Listening for Reductions** page 68

**A:** Do you know where Central Library is?

**B:** Sure. You have to take Bus number 9.

**A:** Could you walk with me to the bus stop?

**B:** I'm sorry. I don't have time 'cause I've got to do a lot of things.

**A:** Oh. Then can you just give me directions to the bus stop?

**B:** Are you kidding? It's right there across the street.





## Part 2 Conversation: Comparing Cities and Towns

### 3 Listening for Main Ideas page 73

### 4 Taking Notes on Specific Information page 74

**Peter:** Phew . . . I'm glad I don't live downtown. The traffic is terrible. I have a headache from the noise and all the smog.

**Ming:** You think our downtown is bad? Ask Kenji about Tokyo.

**Kenji:** Yeah, Tokyo is noisier and much more crowded.

**Ming:** Yeah, and I hear the smog's worse, too.

**Kenji:** That's right.

**Peter:** So, I guess you don't miss *that*, huh?

**Kenji:** Well, I don't miss *those* things. But a big city like Tokyo can be very exciting.

**Peter:** Yes, I'm sure that's true. But I prefer the peace and quiet of a small town like ours.

**Kenji:** Yeah, I like it here, too. The people are friendlier and things are cheaper.

**Ming:** Small towns can be so boring. When I graduate, I want to live in a big city like New York or Chicago. You can make more money there, too.

**Peter:** Yeah, but it's more dangerous there.

**Ming:** Yeah, that's a disadvantage. But there are also lots of advantages.

**Peter:** Like what? The long lines at the bank or in the stores?

**Ming:** Waiting in line doesn't bother me. I really love shopping in the city. You can find anything.

**Kenji:** Great! Then next time we need something downtown, we'll send *you*.

## Part 3 Strategies for Better Listening and Speaking

### Focus on Testing: Using Context Clues page 75

#### Conversation 1

**A:** Next, please.

**B:** I'd like to cash this.

**A:** Sure. Don't forget to sign the back. Do you have an account here?

**B:** Not at this branch.

**A:** Then I'll have to see your identification.

**Question 1:** Where are the speakers?

**B:** By the way, how late is this bank open?

#### Conversation 2

**A:** Excuse me. Do you stop at Third and Highland?

**B:** Yes, ma'am . . . Passengers, please move to the rear.

**A:** Could you tell me when we get there?

**B:** Sure. I'll let you know.

**Question 2:** Where is the woman?

**A:** Is the bus always this crowded?

#### Conversation 3

**A:** Can I help you?

**B:** Yes, I've got four shirts here and two pairs of pants and a jacket. I'm leaving town in a few days, so can I pick them up tomorrow?

**A:** We can have the pants ready, but the shirts won't be back until Wednesday morning.

**B:** Well, OK. Oh, and don't forget to take out this coffee stain.

**Question 3:** Where are the speakers?

**A:** No problem. We're the best dry cleaners in town.

#### Conversation 4

**A:** Fill out this application and wait in that line for your eye test.

**B:** About how long will this take?



**A:** Well, you'll have to take a fifteen-minute road test, and the written test also takes fifteen minutes. But you may have to wait in line a long time for your picture.

**Question 4:** What is the young man doing?

**B:** Will you send me my driver's license, or do I have to pick it up in person?

**Conversation 5**

**A:** Will this get to New York in two days?

**B:** Only if you send it express mail.

**A:** OK. I'd like to do that.

**B:** All right. Anything else?

**A:** Yes. A book of stamps, please.

**B:** Fine, that's, uh, sixteen dollars and sixty cents, please.

**Question 5:** Where are the speakers?

**A:** Is this post office open on Saturdays?

**Part 4 Real-World Tasks: Directions**

**2 Following Directions page 79**

**Peter:** Excuse me. Is there a bank near here?

**Man:** There's one four or five blocks from here. Walk north on Newbury Boulevard to First Street; turn right on First. At the second block, turn left and look for the bank on the right side of Walnut Street just before Cherry Lane.

You are at location C. Continue to the next place from here.

**Peter:** Excuse me, ma'am. I'm trying to find a big department store nearby.

**Woman:** Oh, there's one on the corner of Newbury and Cherry. Just walk down Cherry two blocks and turn left. Then you'll see it on the left.

You are at location A. Continue to the next place from here.

**Peter:** Could you tell me where King's Books is? I hear it's a great bookstore.

**Man:** King's Books? Oh, yes. They've got great stuff. Do you know how to get to Washington Boulevard?

**Peter:** I think so. I go out on First Street and turn right.

**Man:** Nope. Turn left. Washington's the first street. Turn right on Washington and follow it a couple of blocks to Columbus Street. Turn left and cross Walnut Street. On the left side you'll see a barbershop and then a market. Walk between them, and you'll find the bookstore in back.

You are at location F. Continue to the next place from here.

**Peter:** Can you recommend a Chinese restaurant near here?

**Woman:** Sure. Chow's has good Chinese food.

**Peter:** How do I get there?

**Woman:** Go out to Walnut Street and go up to Second Street. Walk west, cross Washington Boulevard, and the restaurant is across from Mort's Gym.

**Peter:** So it's on the south side of the street?

**Woman:** That's right.

You are at location E. Continue to the next place from here.

**Peter:** Is there a concert at Lowe Auditorium tonight?

**Man:** I think so.

**Peter:** How do I get there?

**Man:** Are you driving?

**Peter:** No, I'm walking.

**Man:** Turn right and walk all the way to McMillan Road. Then make a left and go straight a block or two. The auditorium is on the corner of Cherry Lane and McMillan.

You have arrived at location H. Stop and relax.

**4 Listening for Directions on the Phone page 80**

**Conversation 1**

**A:** Metro Bus Company.

**B:** Hello. I need to go to the airport from Main Street.

**A:** Main Street and what?

**B:** Main and Grant.

**A:** OK. What time do you have to be at the airport?

**B:** At six o'clock.

**A:** Take bus thirty-three at four-fifty at the





corner of Main and Grant. Get off at Airport Boulevard. That's two blocks from the airport.

**B:** So it's bus number thirty-three at four-fifty; and I get off at . . .

**A:** Airport Boulevard.

**B:** Thank you very much.

### Conversation 2

**A:** Bus information. Tom speaking.

**B:** I want to go to Salem. Is there a bus at around nine in the morning?

**A:** Just a minute . . . There's one at eight-fifty, leaving from the Hilton Hotel.

**B:** I see. What's the fare?

**A:** It's \$7 one way.

**B:** How long does it take?

**A:** About forty minutes.

**B:** Thanks.

### Conversation 3

**A:** Metro Bus Company. May I help you?

**B:** How can I get to 1800 Orange Street?

**A:** From where?

**B:** From Hollywood Boulevard. Hollywood and Temple.

**A:** Get on bus number 102 at the corner of Hollywood and Temple. Get off at Madison Avenue and Orange, then walk two blocks north on Orange.

**B:** How often does the bus run?

**A:** Ah, let's see. Bus 102 runs, uh, every six minutes.

**B:** Every six minutes? That's great. Thanks.

## Chapter 5 Home

### Part 1 Conversation: Finding the Right Apartment

#### 3 Listening for Main Ideas page 85

#### 4 Listening for Details page 86

#### 5 Listening for Stressed Words page 86

**Beth:** I'm so stressed out. My landlord just raised my rent. I think I'll have to move.

**Ming:** Really? You know, my building has some vacancies. It's a pretty nice place, and it's just ten minutes from campus.

**Beth:** Oh yeah? How much is the rent for a studio?

**Ming:** There are no studio apartments in our building. My neighbor just moved out of a one-bedroom. He paid \$850 a month, I think.

**Beth:** That's not bad. Tell me more.

**Ming:** Well, one-bedrooms come with a bathroom, a kitchen, a fireplace in the living room, pretty big closets, and uh . . . Are you looking for a furnished or unfurnished place?

**Beth:** Unfurnished. I have all my own stuff. What about parking and laundry?

**Ming:** There's no garage. You have to park on the street. But there *is* a laundry room downstairs.

**Beth:** Hmm. I think I'm interested. Could you give me the address?

**Ming:** Sure. It's 1213 Rose Avenue. The manager's name is Mr. Azizi. Call him up or just stop by and talk to him.

**Beth:** Thanks, Ming. I'm going to do that tomorrow for sure.

#### 7 Listening for Reductions page 87

**A:** Mr. Azizi, I have to talk to you. I have another problem.

**B:** Could you call me later? I'm busy now.

**A:** No, I need the plumber again. Could you call him right now?

**B:** I have a lot of things to do. I'll call him tomorrow morning, OK?

**A:** No, I need him right now!

**B:** Are you having trouble with the toilet again?

**A:** Yes. Look, just give me the plumber's phone number. I'll call him.

**B:** All right, all right. Just give me a minute and I'll do it.



### 9 Distinguishing Among -ed Endings

page 88

- |                |             |
|----------------|-------------|
| 1. turned      | 6. walked   |
| 2. rented      | 7. tested   |
| 3. mixed       | 8. followed |
| 4. asked       | 9. moved    |
| 5. recommended | 10. changed |

## Part 2 Conversation: Touring an Apartment

### 3 Listening for Main Ideas page 92

### 4 Taking Notes on Specific Information page 92

**Mr. Azizi:** So, here's the living room. Oh, and please don't touch the walls, we just painted them. I hope you like green.

**Beth:** Well, green is not my favorite color . . .

**Mr. Azizi:** As you can see, there's lots of light in here. And here's the fireplace. It's great in the winter.

**Beth:** Whew, it's warm in here, isn't it? Is there any air conditioning?

**Mr. Azizi:** No, there isn't. Just keep this window open. Oh, it's almost never this noisy.

**Beth:** I'm sorry, what did you say?

**Mr. Azizi:** Come this way. Here's your kitchen, an electric stove, a dishwasher . . . This big refrigerator is included, and there's room for a breakfast table here . . .

**Beth:** That's nice. Could I see the bedroom?

**Mr. Azizi:** Sure, it's over here. We just put in new carpeting, so . . . uh . . . we raised the rent \$25.

**Beth:** Oh, really? Hmm . . . the bedroom looks a little small.

**Mr. Azizi:** But look at all the closet space! And here's the bathroom, with a shower and bathtub.

**Beth:** Oh, what about that leak?

**Mr. Azizi:** Hmm. I can't believe it. The plumber just fixed it last week.

**Beth:** Uh, if I decide to take this apartment, when can I move in?

**Mr. Azizi:** It's available on the first of the month. So that's actually the day after tomorrow.

**Beth:** I see. And, uh, do I have to sign . . . I mean, is there a lease?

**Mr. Azizi:** It's up to you. You can sign a one-year lease or you can pay month-to-month. So, uh, are you interested?

**Beth:** Possibly. I need to think about it a little more. And I have a few more questions.

**Mr. Azizi:** No problem. Let's go to my office and talk.

## Part 3 Strategies for Better Listening and Speaking

### Focus on Testing: Using Context Clues page 94

#### Conversation 1

**Sam:** Alex, can I talk to you about something?

**Alex:** Sure, what's up?

**Sam:** You know, last night I couldn't study because of all the noise. And then I couldn't sleep either. You kept me up 'til 3:00 A.M.

**Question 1:** What did Alex probably do last night?

**Alex:** Sorry man.

#### Conversation 2

**Amy:** I hate my roommate. Look at this! All the dishes are still on the table from last night! And her clothes! She never puts them in her closet. They're on the floor, on the chair, everywhere.

**Susanna:** Amy, why don't you talk to her about it?

**Amy:** I already talked to her about ten times. She won't change.

**Question 2:** Why does Amy hate her roommate?

**Susanna:** You know, you should find another roommate who isn't messy and who cleans up after herself.





**Conversation 3**

**Tara:** Do you mind if I watch the news?  
**Kim:** Yes, actually I *do*. My favorite comedy is coming on right now.  
**Tara:** Is that more important than the news?  
**Kim:** Don't start that again. We had the same argument last night. Just turn to channel 4, OK?

**Question 3:** Which sentence is probably true?  
**Tara:** I think our house needs another television set.

**Conversation 4**

**Joe:** Sasha, we need to pay our bills today. The telephone bill is \$360 and the gas is \$40.  
**Sasha:** OK, so I'll give you \$200. We're sharing everything half and half, right?  
**Joe:** Yes, but it's not fair. *You* made most of the phone calls. And I almost never cook. So I don't want to pay half of these bills.  
**Sasha:** But Joe, we agreed to pay everything 50-50!

**Question 4:** What does Joe think?  
**Joe:** I don't think \$200 is enough. This month you need to pay more than half.

**Conversation 5**

**Carol:** Alice, you know, your friends have stayed with us for over a month.  
**Alice:** I know, but they haven't been able to find their own place to live, yet.  
**Carol:** I understand, but we just have one bathroom, a tiny kitchen, and not much privacy.  
**Alice:** But they're so nice—you really think there's a problem?  
**Carol:** Yeah—we can't even relax, or watch TV, when they go to sleep on the living room floor!

**Question 5:** What is probably true about their apartment?  
**Alice:** I know it's uncomfortable here for four people, but they'll leave soon, I promise.

**Part 4 Real-World Tasks:**  
**Caring for Someone's House**

**1 Preparing to Leave Home for Vacation**  
 page 96

**Uncle:** So Beth, you're sure you have time to do some things for us while we're away?  
**Beth:** No problem. Just let me know what you need done.  
**Uncle:** OK. First, can you get our mail from the mailbox, and any newspapers in the yard—and just put them inside the front door in a bag.  
**Beth:** Fine. How often do you want that done?  
**Uncle:** Every day, actually. But you'll need to feed and walk the dog twice a day, so you'll be over there anyway.  
**Beth:** I see. What do I feed the dog, and how far should I walk him?  
**Uncle:** A cup of dry dog food around 8:00 in the morning, and another around 5:00 should be fine. I'll leave a big bag of dog food in the kitchen. Walk him around the block when he's done eating. Oh, and keep his water bowl filled up, if you could.  
**Beth:** Sure. Anything else?  
**Uncle:** Well the garbage collector comes Tuesday, and I'm going to leave the garbage can down by the street today, but Tuesday night, can you put it back in the back yard for us?  
**Beth:** I suppose so. . . .  
**Uncle:** Oh, and can you water the rose bushes in the front yard?  
**Beth:** How often should I do that?  
**Uncle:** Two or three times a week if it doesn't rain. . . .  
**Beth:** So is that all?  
**Uncle:** Just one more thing—you're welcome to enjoy the swimming pool, the house—you know we just got a giant new plasma TV—just clean up, OK?  
**Beth:** How about the keys to your BMW?  
**Uncle:** Sorry but the car's not included. . . .



## 2 Listening to Moving Instructions

page 98

**Mover:** Where do you want the couch, Miss?

**Beth:** How about . . . here, where I'm standing.

**Mover:** What about the TV?

**Beth:** Just put it to the right side of the fireplace.

**Mover:** And the bookcase? You want it in the living room, too?

**Beth:** No—in the bedroom, please.

**Mover:** What about these towels?

**Beth:** By the bathroom door would be great.

**Mover:** Where should I put these boxes? They're really heavy.

**Beth:** Careful! Those are my dishes. Just leave them on the kitchen counter. Where are the boxes with my books?

**Mover:** They're next to the bed. Is that OK?

**Beth:** Sure. Everything is a mess anyway.

now. I actually love hotdogs and French fries.

**Yolanda:** So last night I took Salma to a Mexican restaurant. I wanted her to try something exotic.

**Kenji:** Did you like it?

**Salma:** Yeah, the food was pretty good, but it was too much. I couldn't finish it all.

**Yolanda:** Salma was amazed when I took the leftovers home in a doggie bag.

**Kenji:** Yeah, that's funny, isn't it? They call it a doggie bag but it's for people. Anyway, what else surprised you?

**Salma:** That the restaurant was so cold! We don't use air conditioning so much in my country. Oh, and the water had ice in it, too. I had to put on my sweater, I was so cold!

**Salma:** Excuse me. Hello? [short pause] Oh, hi, Eduardo.

**Waitress:** Excuse me Miss, but we don't allow cell phones in the restaurant.

**Salma:** Oh, sorry. I didn't know . . . Eduardo, I'll have to call you back . . . That's strange for me. In Lebanon we use phones *everywhere*. I mean, we try to talk quietly in a place like this, but . . .

**Kenji:** Same in Japan. This kind of rule is getting more popular, though.

**Yolanda:** I'm sorry, Salma.

**Salma:** No, no, it's OK. When in Rome, do as the Romans do.

## Chapter 6 Cultures of the World

### Part 1 Conversation: Learning New Customs

#### 3 Listening for Main Ideas page 103

#### 4 Listening for Details page 104

#### 5 Listening for Stressed Words page 104

**Kenji:** So, Salma, is this your first trip to the United States?

**Salma:** Yes, it is.

**Kenji:** And what's your impression so far?

**Salma:** Well, the people are really friendly, and the city is beautiful. But the food; well, it's not so good.

**Kenji:** Oh, yeah, that's what I thought too when I first got here. But I'm used to American food

#### 7 Listening for Reductions page 105

**Anita:** Well, it's time to get back to the office. I'll see you soon, Brenda.

**Brenda:** OK, see you . . . Wait, Anita, is this your cell phone?

**Anita:** Oh my goodness, yes, thanks. By the way, I almost forgot: my parents are coming for a visit next week.

**Brenda:** Really? I'd love to meet them.

**Anita:** Well, do you want to have lunch with us on Saturday?

**Brenda:** Saturday? Hmm . . . I promised my roommate I would go shopping with her that day. Could we get together for coffee later in the afternoon?

**Anita:** I don't know. They might be busy. I'll ask them and let you know.

222



## Part 2 Lecture: Coming-of-Age Ceremonies

### 3 Listening for Main Ideas page 108

### 4 Taking Notes on Specific Information page 109

At what age does a child become an adult? The answer depends on your culture. Here are a few examples.

First, in some North American Indian cultures, a boy becomes a man around the age of 13. At that time, he goes into the woods alone, without food or water, for several days. When he returns safely, he becomes an adult man. Girls become adult women as soon as they are old enough to have babies, also around the age of 12 or 13.

In Japan today, young people become legal adults at age 20. Each year on the second Monday in January, they celebrate "Coming-of-Age Day," when all the twenty-year-olds in a town are invited to attend a special ceremony. They wear traditional clothes, listen to speeches, and visit with old friends.

Finally, in the United States, the passage into adulthood takes several years. American teenagers look forward to their 16th birthday, because in most states that is the age when they can get a driver's license. The legal age of adulthood is 18, when Americans can vote, get married, and work full-time.

## Part 3 Strategies for Better Listening and Speaking

### Focus on Testing: Using Context Clues page 112

#### Conversation 1

**Yuka:** Hi, Belinda.

**Belinda:** Hi, Yuka. What are you doing here?

**Yuka:** Oh, I was in your neighborhood. I just wanted to say hi.

**Belinda:** Uh, that's nice. Uh . . .

**Yuka:** Are you busy?

**Belinda:** Uh, yes, a little bit. But come in for a few minutes, anyway.

**Question 1:** What mistake did Yuka make?

**Yuka:** I'm sorry I didn't call before I came. I'll only stay a few minutes.

#### Conversation 2

**Customer:** Excuse me, waiter!

**Waiter:** Yes, are you ready to pay, sir?

**Customer:** Yes, here you are.

**Waiter:** Thank you. Uh . . . Excuse me, sir. Was there a problem with your food?

**Customer:** No. It was delicious, thank you.

**Waiter:** Uh, was the service OK? I mean, did I do anything . . . ?

**Customer:** No, you were great. Excellent service.

**Waiter:** Oh, OK. I just, uh, wasn't sure . . .

**Question 2:** What mistake did the customer probably make?

**Customer:** Oh, I almost forgot. Here's your tip.

#### Conversation 3

**Man:** Wow, this is a great house!

**Woman:** Thanks.

**Man:** When did you move in?

**Woman:** We bought it two months ago. We finally moved in last week.

**Man:** How much did you pay for it?

**Woman:** Uh, well, it was a good, I mean, uh, a pretty good price, uh . . . Would you like a drink or something?



**Man:** Yeah, a glass of water would be great, thanks.

**Question 4:** What mistake did the man make?

**Man:** It was rude of me to ask how much you paid. I'm sorry.

#### Conversation 4

**Woman:** I don't understand my new neighbors from Korea.

**Man:** What do you mean?

**Woman:** Well, yesterday was my neighbor Hyun-Ee's birthday. So I told her happy birthday and put my arms around her. You know, to give her a big hug.

**Man:** Uh-oh. What did she do?

**Woman:** She looked uncomfortable and kind of pushed me away. Don't you think that's rude?

**Man:** No. She probably thought *you* were rude.

**Question 5:** What didn't the American woman know?

**Man:** In Korea, it's not customary to hug people you don't know very well.

## Part 4 Real-World Tasks: Dining Customs

### 3 Following Directions for Setting a Table page 116

**Mrs. Riley:** OK, so we start by putting the napkin in the center of the dinner plate, like this . . .

**Ming:** All right. Now what?

**Mrs. Riley:** First you need to set the water glass. It goes above the plate and a little to the right.

**Ming:** Like this?

**Mrs. Riley:** Exactly. Now, this little plate here is for bread. You put it above the dinner plate to the left. And this is a special knife for butter. Lay it across the top of the bread plate.

**Ming:** All right. What's next?

**Mrs. Riley:** Silverware.

**Ming:** Sorry?

**Mrs. Riley:** Silverware. Knives, forks, and

spoons. There are different ones for each course. Are you serving a salad?

**Ming:** Yes.

**Mrs. Riley:** And soup?

**Ming:** Yes.

**Mrs. Riley:** OK. Take this dinner knife and put it to the right of the dinner plate. Then put the soup spoon to the right of the knife. Good. Now, to the left of the plate, first put this big fork. That's the dinner fork. And put this smaller fork to the left of that. It's for salad. OK. Now, what are you serving for dessert?

**Ming:** Chocolate cake.

**Mrs. Riley:** Then you need a dessert fork. Put it above the dinner plate, with the handle pointing to the left. And then put this small spoon, for coffee, above it, with the handle pointing to the right.

**Ming:** All these knives and forks! How do people know which ones to use?

**Mrs. Riley:** Actually it's quite simple. You always use the utensil that's on the outside, and you serve the food in the same order. So, for example, you'll serve your soup first, your salad second, your main course third, and the dessert last. See?

**Ming:** Yes. It's really quite logical. Thanks, Mrs. Riley. You've been a great help!

**Mrs. Riley:** You're welcome.

**Ming:** Now I just have to make sure not to burn the food!



## Chapter 7 Health

### Part 1 Conversation: Touring a Health Club

- 3 Listening for Main Ideas page 124
- 4 Listening for Details page 124
- 5 Listening for Stressed Words page 124

**Adel:** Hi, I'm Adel. I'm sure you're going to like it here. Let me show you around . . . Here's the weight room. We've got the newest machines, our instructors can show you how to use them.

**Peter:** This is cool!

**Kenji:** Yeah. I really need to start lifting weights.

**Adel:** And here is a cardio class . . .

**Peter:** I've never tried cardio. It's just dancing, isn't it?

**Adel:** Not really. Actually, they're working harder than you think.

**Kenji:** And cardio is very good for your heart.

**Adel:** It sure is. But you should do it at least three times a week if you want to be in good shape.

**Peter:** Well, I already jog three times a week.

**Adel:** That's terrific.

**Kenji:** You also have boxing and yoga classes here, don't you?

**Adel:** Yes. I'll give you a schedule of classes when we finish our tour. Now here's our swimming pool.

**Adel:** C'mon, I'll show you the showers and the locker room.

**Adel:** You know, if you want to join our gym, you ought to do it before the end of the month.

**Kenji:** Really? Why?

**Adel:** Well, because we have a special discount for students this month. Let's go to my office and I'll tell you all about it.

- 8 Understanding Tag Questions page 127

  1. You play football, don't you?
  2. You didn't hurt yourself, did you?

3. It's a beautiful day, isn't it?
4. You don't eat junk food, do you?
5. This exercise is hard, isn't it?
6. The pool is warm, isn't it?
7. My father looks healthy, doesn't he?
8. Your parents enjoy camping, don't they?
9. We need special shoes for cardio, don't we?
10. She can swim fast, can't she?

### Part 2 A Doctor's Advice: Treating an Illness

- 3 Listening for Main Ideas page 132
- 4 Taking Notes on Specific Information page 132

**Doctor:** Barbara, you're back again! What seems to be the trouble?

**Barbara:** Well, I woke up this morning with a terrible headache.

**Doctor:** Yes?

**Barbara:** And I had an upset stomach too. I'm feeling really weak, and my whole body feels hot, and my muscles hurt. Oh, and I'm starting to get a sore throat.

**Doctor:** Well, your forehead feels really warm. You probably have a fever. Let me see your throat.

**Barbara:** Ahhhh.

**Doctor:** Ah-hah. It's all red and swollen. I think you've got another case of the flu. You were sick just last month, weren't you?

**Barbara:** Yeah, I was.

**Doctor:** Are you taking good care of yourself?

**Barbara:** What do you mean?

**Doctor:** Well, do you eat right, and do you get enough sleep?

**Barbara:** Well, right now I'm studying for some tests and I'm very tired. I've been drinking a lot of coffee and eating pizza and hamburgers.

**Doctor:** You should stop drinking coffee and eat lots of fruits and vegetables. I want you to take two aspirin four times a day, drink a lot of juice, and get plenty of rest. If your throat doesn't get



better in a week, I want you to call me, OK?  
**Barbara:** So I don't need a prescription, do I?  
**Doctor:** Not yet. Well, try to take care of yourself, and don't work too hard.

### Part 3 Strategies for Better Listening and Speaking

**Focus on Testing: Using Context Clues**  
 page 135

#### Part 1

##### Conversation 1

**Man:** Hello, may I take your order?  
**Woman:** Yes, I'd like a salad with low-fat cottage cheese, no dressing, please. And one slice of bread, no butter.  
**Man:** Anything to drink?  
**Woman:** Do you have unsweetened iced tea?  
**Man:** Yes, we do. Will that be all, Miss?  
**Woman:** Yes . . . oh, wait! For dessert I'll have a piece of chocolate cake with ice cream.

**Question 1:** What's surprising about the woman's order?

**Man:** You know, before you ordered that cake, I thought you were on a diet.

##### Conversation 2

**Woman:** So, that was a good workout, wasn't it?  
**Man:** Yeah. Let's see . . . what did we do? We ran three miles, we played two sets of tennis, and we did 50 sit-ups.  
**Woman:** Yeah. I want to get a nice cold bottle of water from the vending machine.  
**Man:** And I want to get a bag of potato chips.

**Question 2:** What's surprising about what the man says?

**Woman:** You know, you take such good care of yourself and get so much exercise. I really don't understand why you eat junk like potato chips.

##### Conversation 3

**Woman:** Why did you wake me up?  
**Man:** You were sleeping quite a while. I think you should cover up and get into the shade.

**Woman:** You think so? I really want to get a good tan.

**Man:** Well you already look a bit red to me.

**Woman:** Don't worry. I do this every summer at the beach.

**Question 3:** What's surprising about what the woman says?

**Man:** You shouldn't lie in the sun so long without protection. You're going to get a *terrible* sunburn.

#### Conversation 4

**Man:** Hi, Andrea. How're you doing?  
**Woman:** I am so stressed out! I can't eat, I can't sleep. I feel like I'm going crazy!  
**Man:** Why? What's the problem?  
**Woman:** I've got so many things to do. You know, school, my job, housework, sports—there just isn't enough time for everything.  
**Man:** You really ought to take a vacation. Maybe go to Hawaii for a week.  
**Woman:** Oh, I don't want to do that.  
**Man:** Why not?  
**Woman:** It's so boring there. There's nothing to do.

**Question 4:** What's surprising about what Andrea said?

**Man:** I don't get it. You're complaining about how stressed out you are, but you don't even want some time to relax!

#### Part 2

##### Conversation 1

**A:** So Nancy went into the hospital last night?  
**B:** That's right, and her husband is waiting for the news right now.  
**A:** Is this her first?  
**B:** Yes, so they're both very nervous. Especially Steve.  
**A:** When can Nancy come home?  
**B:** If all goes well, they'll both be home in a couple of days. It's exciting, isn't it?

**Question 1:** The situation is . . .

**A:** Yes, having your first baby is always very special.





### Conversation 2

- A:** These carrots are organic.  
**B:** What about your eggs? Are they fresh?  
**A:** Of course. All our eggs come from local farms daily.  
**B:** You sell vitamins, don't you?  
**A:** Yes, they're right next to the nuts over there.  
**B:** Your stuff looks great, but it's a little expensive.  
**A:** Well, we sell only the best.

**Question 2:** The speakers are in a . . .

- B:** Well, I guess this is the best health food store in town.

## Part 4 Real-World Tasks: Talking to Health Care Professionals

### 1 Taking Notes on Phone Conversations

page 138

#### Conversation 1

- A:** University Dental Clinic. May I help you?  
**B:** Yes, I'd like to make an appointment.  
**A:** Do you have a problem, or is it just for a checkup?  
**B:** I think I've broken a tooth.  
**A:** Well, can you come in tomorrow morning?  
**B:** No, but how about after lunch?  
**A:** Well, let me see . . . Dr. Jones can probably take you at around . . . 2:00. How's that?  
**B:** That's great. Where is your office?  
**A:** We're at 532 Western Avenue. That's near Third Street.  
**B:** OK. I'll see you tomorrow at 2:00.

#### Conversation 2

- A:** Drugs R Us. May I help you?  
**B:** Yes, I'd like to know if my prescription is ready.  
**A:** What's the name, please?  
**B:** Ellen Beattie.  
**A:** Spell that, please.

**B:** B-E-A-T-T-I-E.

- A:** Oh, yes, here it is. It comes to \$14.95.  
**B:** Are there any special instructions?  
**A:** Well, let me see. Take the pills every six hours with food. But don't worry. The instructions are also on the bottle.  
**B:** OK. How late can I pick it up?  
**A:** Today we're open until five o'clock.  
**B:** All right. Thanks a lot. I'll be in later.

#### Conversation 3

- A:** Family Medicine.  
**B:** Hi, Sherry. This is Penny Berkowitz.  
**A:** Hi. You're bringing your baby in this afternoon, aren't you?  
**B:** Well, our car broke down. So I'd like to change our appointment with Dr. Stork, if that's OK.  
**A:** Sure. What's a good time for you?  
**B:** Can I come in on Monday?  
**A:** How about ten o'clock?  
**B:** Fine.  
**A:** OK. We'll see you then.  
**B:** Oh, while we're on the phone, my husband needs a checkup. Can you take him one evening next week?  
**A:** I think so. What about Tuesday at six o'clock with Dr. Miller?  
**B:** That's perfect. Thanks. Bye-bye.



## Chapter 8 Entertainment and the Media

### Part 1 Conversation: Watching TV

#### 3 Listening for Main Ideas page 145

#### 4 Listening for Details page 146

#### 5 Listening for Stressed Words page 146

**Bruce:** Hey, listen to this. The average American watches four hours of TV a day.

**Jack:** A day? You're joking.

**Bruce:** No, it says so right here in this newspaper. Hmm, I guess *you're* an average American, Jack. You always have your TV on.

**Jack:** Come on. Are you saying I'm a couch potato?

**Bruce:** Yeah. I really think watching TV is a waste of time.

**Jack:** Oh, come on. Some programs are bad, like those soap operas. But what about sports or the news? You watch those sometimes, don't you?

**Bruce:** Well, actually, for the news, I prefer the newspaper. Or the Internet.

**Jack:** Why?

**Bruce:** First, because they give you a lot more information. And I can read them any time I want. Plus, I hate all the commercials.

**Jack:** I know what you mean. That's why, when the commercials come on, I just turn down the volume or change channels.

**Bruce:** Yeah, I noticed that. Channel surfing drives me crazy.

**Jack:** OK, next time you come over, I'll let *you* have the remote control.

**Bruce:** Oh, that's so sweet. But I have a better idea. Next time I come over, let's just turn the TV off.

#### 7 Listening for Reductions page 147

**A:** Are you calling the movie theater?

**B:** Uh-huh. Don't you want to go to the movies tonight?

**A:** To tell you the truth, I'm pretty tired. But we can go to an early show. Do you know what you want to see?

**B:** Not really. I'll let you choose. *Batman III* is playing at eight and James Bond is at ten.

**A:** Let's see *Batman*. I'm tired now and by ten o'clock I'm going to be dead.

### Part 2 News Report: An Airplane Crash

#### 3 Listening for Main Ideas page 152

#### 4 Listening for Specific Information page 152

**Radio Announcer:** Good evening. Our top story tonight: about an hour ago, a small airplane carrying six people landed safely in traffic on Highway 1. Two of the passengers received back injuries, and one of the passengers suffered a broken leg. Here's reporter Laura Jones at the scene of the crash.

**Reporter:** Good evening, Mark. I'm standing here on Highway 1 with two drivers who almost hit the plane as it landed. Could you tell me what you thought as you watched the plane coming down?

**Witness 1:** Well, at first I wasn't scared. But then I saw it was flying very low. So I drove to the side of the road in a hurry.

**Reporter:** And you, sir?

**Witness 2:** I almost didn't see the plane at all. It happened so fast. When I finally heard the plane's engine, I knew something was wrong. And then I hit my brakes. Phew . . . it was really close. I'm still shaking.

**Reporter:** Fortunately, no one on the ground was hurt, but the plane blocked traffic for over an hour. Officer John McNamara of the local highway police thinks the plane ran out of gasoline. A complete investigation will begin tomorrow. Back to you, Mark.





## Part 3 Strategies for Better Listening and Speaking

### Focus on Testing: Using Context Clues page 154

#### Commercial 1

**Announcer:** Looking for a healthy start and a delicious flavor? Time to go to work, but no time to cook a healthy breakfast? Start your morning right with a bowl of *Flakos!*

**Question 1:** What are *Flakos*?

**Announcer:** They're my favorite cereal, and they provide all the energy I need for the morning.

#### Commercial 2

**A:** Hello?

**B:** Hi, Marge. Are you asleep?

**A:** Not anymore. Who is this?

**B:** It's Bill. I'm on vacation in California.

**A:** Bill, it's 12:00 midnight.

**B:** Yeah, but I have some good news! I'm calling for free! I get 5000 free night-time minutes on this new calling plan. And I got a great new camera phone!

**Question 2:** This is an ad for a . . .

**Announcer:** SureCéll—the cell phone company that saves you money all day—and all night!

#### Commercial 3

Hi! This is Tex Lewis. I'll do anything to sell you one of these fine beauties. Lookie here. We've got a 2005 two-door sedan here, automatic, with low mileage. This baby is clean; got new tires, GPS system, side airbags, the whole works. Take a test drive today. And it can be yours for just \$16,000, or \$500 per month. Come in and check it out. See you soon.

**Question 3:** This is an ad for . . .

**Announcer:** Tex's Used Cars. Quality cars for less.

#### Commercial 4

**A:** Honey, make me a sandwich.

**B:** Henry! It's midnight. I'm tired.

**A:** Honey, what's on TV?

**B:** I don't know. It's two o'clock in the morning.

**A:** Honey, can I have some breakfast?

**B:** Henry, it's four o'clock in the morning. Why don't you take some Dreamease?

**Question 4:** Dreamease is a . . .

**Announcer:** Dreamease, the sleeping pill that helps you get the rest you need.

## Part 4 Real-World Tasks: Television

### 2 Discussing a Program Guide page 156

**Jennifer:** What's on TV tonight?

**Raul:** Let me check the TV guide. What time is it now?

**Jennifer:** It's almost seven-thirty.

**Raul:** There are probably some game shows on.

**Jennifer:** Yeah, I think *Who Wants To Be a Millionaire?* is on Channel 7 at seven o'clock.

**Raul:** *Who Wants to Be a Millionaire?* I'm a little tired of that one.

**Jennifer:** OK. See if there are any good movies on.

**Raul:** Well, there are three movies on at eight o'clock.

**Jennifer:** Which ones are they?

**Raul:** There's *Shanghai Knights* on Channel 13—you know, the comedy with Jackie Chan.

**Jennifer:** I've already seen it.

**Raul:** Then on Channel 11 there's the *Matrix*. But you don't like science fiction, right?

**Jennifer:** Ugh. I hate sci-fi.

**Raul:** And then there's the horror movie *Scream* . . . that's on Channel 20.

**Jennifer:** Oh, wait—what's tonight? Wednesday? My favorite sitcom is on at eight o'clock!

**Raul:** At 8:00? You must be kidding—you don't want to watch *Friends* again! Channel 53 should take it off, it's so old.



**Jennifer:** I don't care. *Friends* is still the funniest.

**Jennifer:** Come on, let's make a decision.

**Raul:** OK. We can watch your sitcom at 8:00 if you let me watch basketball at 9:00 on channel 25.

**Jennifer:** Basketball? But you played basketball all afternoon!

**Raul:** But it's the NBA finals!

**Jennifer:** Fine. But I want to catch the news at 8:30. I want to know about the President's trip to Asia.

**Raul:** Yeah, me too. I'm sure CNN on Channel 24 will have a good report.

**Jennifer:** Yeah. I guess we're all set. I'll go make some popcorn.

## Chapter 9 Social Life

### Part 1 Conversation: Meeting Old Friends

**3 Listening for Main Ideas** page 164

**4 Listening for Details** page 164

**5 Listening for Stressed Words** page 164

**Yolanda:** Ming, look! I can't believe it! It's Dan. Hey! How are you?

**Dan:** Yolanda? Ming? Wow! I haven't seen you since graduation night!

**Ming:** I know. You look great!

**Dan:** Thanks. So do you!

**Ming:** So what have you been up to?

**Dan:** Well, I go to Faber College.

**Yolanda:** Really? Do you like it?

**Dan:** Yeah, so far. But I've been studying really hard.

**Ming:** Sure you have . . .

**Yolanda:** So, what's your major?

**Dan:** It's computer science.

**Ming:** Ah-h-h. That makes sense. You always were good at math and science.

**Dan:** Thanks. Anyway, what have *you* been up to?

**Ming:** Well, I'm a sales rep for a publishing company.

**Dan:** No kidding! How do you like that?

**Ming:** Oh, I love it! I'm on the road a lot, but I get to meet some interesting people.

**Dan:** That's terrific. And how about you, Yolanda?

**Yolanda:** I'm studying pre-med at State College.

**Dan:** Wow—you can be my doctor! You always were good at science too. Well, it was great seeing you both. Let's keep in touch from now on. E-mail me sometime. Here's my address.





## 8 Matching Statements and Responses

page 167

1. My sister just had triplets.
2. Guess what? I'm getting married next month.
3. Would you like a job for a dollar an hour?
4. Someone hit my car yesterday. It's going to cost \$1,000 to repair.
5. I met the President of the United States yesterday.
6. My sister likes to eat peanut butter and banana sandwiches.
7. I locked the keys in the car.

## Part 2 Conversation: Arranging a Match

### 2 Listening for Main Ideas page 168

### 3 Taking Notes on Specific Information page 169

**Tanya:** Listen, Meena, a friend is coming to town next week. Would you like to meet him?

**Meena:** No thanks, Tanya.

**Tanya:** Hmm, I see. How are you going to meet a husband?

**Meena:** Oh, my family's always looking for the right kind of person. Or they might even take me to a professional matchmaker.

**Tanya:** Interesting . . . So what makes a good match?

**Meena:** Well, he's got to be from a good family from my parents' point of view. And he has to share our beliefs.

**Tanya:** That's just what *my* mother says. And . . . ?

**Meena:** He should be honest and hardworking, be a strong leader, but be kind.

**Tanya:** Sounds good to me.

**Meena:** You know, my parents would never force me to marry someone I really couldn't accept . . . But we believe love is something that takes time—it can grow in the right situation.

**Tanya:** I think I understand. . . .

**Meena:** Maybe it doesn't sound very romantic. But our family life is really strong, and all my relatives seem pretty satisfied with their marriages.

**Tanya:** I wish I could say the same . . .

## Part 3 Strategies for Better Listening and Speaking

### Focus on Testing: Using Context Clues

page 174

#### Conversation 1

**Man:** So how long have you lived here?

**Woman:** I've lived here all my life. I really love it here.

**Man:** It seems nice, but I've been so busy with my new job and moving in to my new apartment that I haven't done any sightseeing yet. Are you free on Saturday afternoon? Maybe you could show me around a little.

**Question 1:** Which of these sentences is true?

**Woman:** Sure. Tell me, how long have you been in town?

**Man:** Only about three weeks.

#### Conversation 2

**Woman:** So, are you glad you left?

**Man:** Very glad. My salary wasn't great, as you know, and the manager was a pain in the neck.

**Woman:** He still is. Every day I hate going to work. But I don't know if I could find a better job.

**Man:** Why don't you start looking around? You might get lucky like me.

**Question 2:** Which of these sentences is true?

**Man:** I really enjoyed working with you, of course. I just didn't like the boss.

#### Conversation 3

**Man:** Where's Tony?

**Woman:** I think he took his bike out to get some soda.

**Man:** Really? Do you think he can see out



there? I mean it's pitch dark!

**Woman:** I don't know. I'm sure he's fine. It's only been about an hour.

**Question 4:** Which of these sentences is true?

**Man:** One hour! The store is just five minutes from here. I hope he's OK.

#### Conversation 4

**Woman:** Where were you? I waited forty-five minutes before I left.

**Man:** I thought you were going to pick me up. I had to take a taxi.

**Woman:** Wait a minute. You said you wanted to leave your car at my house.

**Man:** That's *not* what I said. I said I wanted to leave my car *at home*.

**Question 5:** Which of these sentences is true?

**Woman:** Listen, I'm sorry. Let's not fight over this misunderstanding, OK?

## Part 4 Real-World Tasks: Entertainment

### 3 Taking Notes page 178

#### Call 1

Hello. This is the Fox Theater, located in the Town and Country Shopping Center. Today we're proud to present Nicole Kidman in the thrilling sci-fi film, *Invasion*. Show times for Saturday are two, six, and ten o'clock. Tickets are \$10 and \$5.50 for students, senior citizens, and children under 12. For more information, please hang up and call 555-0183. See you at the movies!

#### Call 2

**Manager:** Hello. Blue Note Jazz and Supper Club.

**Ming:** Hi. I'd like some information.

**Manager:** Sure, what would you like to know?

**Ming:** First, is there any live music tonight?

**Manager:** Yes, we have a terrific Brazilian singer named Bebel Gilberto. There are shows at nine and eleven.

**Ming:** How much is the show?

**Manager:** We have a \$20 cover charge. But if you come for dinner, the show is free.

**Ming:** What's your menu like?

**Manager:** Our specialty is Italian food, but we serve salads and hamburgers too.

**Ming:** Fine. I'd like to make a reservation for two for dinner at eight, and we'll stay for the nine o'clock show. My last name's Lee—that's L-E-E.

**Manager:** Very good Ms. Lee, we'll see you at eight.

#### Call 3

You have reached the information line for Gallery Shibuya, which features live music nightly. The gallery is proud to present, Buffalo Daughter, now through August 6th. For show times, press 1. For directions to gallery Shibuya, press 2. For ticket information and ticket orders, press 3.

**Clerk:** Hi, this is Sherry speaking. Can I help you?





**Ming:** Yes, uh, do you still have tickets for the August 4th Buffalo Daughter show?

**Clerk:** How many tickets?

**Ming:** Two.

**Clerk:** I'll check.

**Clerk:** Yes, we have tickets for \$20.00.

**Ming:** Is there a special price for students?

**Clerk:** Yes, student tickets are \$8.50.

**Ming:** OK, that's good.

**Clerk:** All right, two student tickets at \$8.50 each, that's \$17.00. There is also a service charge of \$1.00 per ticket, so your total comes to \$19.00. And how would you like to pay for your tickets?

**Ming:** Can you hold them for me for ten minutes—I'm just a block away from you?

**Clerk:** I can do that—and then there's no service charge. May I have your full name please?

**Ming:** Ming Lee.

**Clerk:** Ming—M-I-N-G?

**Ming:** Right.

**Clerk:** And we need your phone number please, Ms. Lee?

**Ming:** 310-555-0176.

**Clerk:** OK, so we'll see you soon, all right? And remember to bring your student ID with you, for the student price.

**Ming:** Thank you very much.

**Clerk:** You're welcome. Bye-bye.

**Ming:** Bye.

**Peter:** So Bruce. When did you get into this Karate stuff?

**Kenji:** Karate's Japanese. Bruce's showing us Tae Kwon Do, and it's Korean.

**Peter:** Cool. So, what's the difference?

**Bruce:** Tae Kwon Do uses hundreds of different kicking moves. But Karate . . . well, Kenji, it sounds like you know something about Karate.

**Kenji:** Yeah—Karate uses more punches and blocks, too. Maybe you've seen athletes break wooden boards with punches. You know, like . . . I learned that when I was in school.

**Peter:** That's great. I wish I could do that. So, Bruce, why did you get into Tae Kwon Do?

**Bruce:** I had a Korean friend in middle school and he said it could help me get in shape and build my confidence. So I tried it, and I really liked it.

**Peter:** It looks like you succeeded.

**Bruce:** Well, I'm still working on it. I've really improved my speed and power. It also helps you focus—you'll see.

**Peter:** Awesome! Let's get started.

### 8 Listening for Reductions page 186

**Jane:** Hi Helen, Are you going out?

**Helen:** Yeah, I'm going to the football game. My brother's playing and I thought I'd watch him. Do you want to come?

**Jane:** I really can't . . . I have to study. But can you do me a favor?

**Helen:** OK.

**Jane:** Could you get me tickets for the girls' soccer game next Saturday? My cousin Sue just made the team.

**Helen:** Sure—that's so cool. What's her position?

**Jane:** I'm not sure—I'm going to call her, and I can ask her, if you want.

**Helen:** You don't have to—just wish her luck.

## Chapter 10 Sports

### Part 1 Conversation: Explaining a Sport

#### 3 Listening for Main Ideas page 183

#### 4 Listening for Details page 184

#### 5 Listening for Stressed Words page 184

**Bruce:** OK. Let's warm up and stretch. We've got to work on balance and flexibility.





## Part 2 Speech: A Wrestler

### 3 Taking Notes on Main Ideas page 189

### 5 Listening for Specific Information page 190

Hi, my name is Terri Whitmore. I'm 21 years old, I major in psychology, and I love movies and shopping and cats. Yeah, most people think I'm a typical college student. That's until they find out that I'm a champion wrestler. Then of course they're surprised because in most parts of the United States and the world, the idea of women's wrestling is still new. What people don't know is that women's wrestling is growing very quickly, especially since the 2004 Olympics. That's when women's wrestling was finally included as an Olympic sport. Imagine: the sport of wrestling is one of the oldest in history, but women wrestlers couldn't compete until recently.

Anyway, people always ask me, "Why did you choose wrestling?" Well, to me it was natural. I became interested when I was eight because my brothers were on wrestling teams. They let me participate, and I did very well. I mean I won a lot of matches. But when I turned 12, they didn't want me on the team anymore just because I was a girl. When I went to college, I started to wrestle again, this time on girls' teams.

Another thing people ask is about the rules. Are they the same as for men? Sure. Basically, the main goal in wrestling is to pin your opponent. That means you try to hold their shoulders to the floor for about one-half second. If you do that, you win right away. But there are other ways to win a match, too. You can score points; I mean points for different moves and holds. The wrestler with the most points is the winner. But you need at least three more points. If not, then you go into overtime.

Oh, and then there are all kinds of rules about the parts of the body. You know, the parts that are OK to touch or hold, and things like that. And also, it's important to know that we compete against wrestlers in the same weight group.

Anyway, I'm really glad I chose wrestling. I like

competing as an individual. In team sports, you can always blame someone else for not scoring a goal, or not catching a ball. But my success or my failure depends only on me, not on a teammate. Sure, it's a lot of pressure, but it's made me stronger and more confident.

## Part 3 Strategies For Better Listening and Speaking

### Focus on Testing: Using Context Clues page 192

1. You can do this sport all year: outside in the summer and inside in the winter. You don't need any special equipment, just a bathing suit. You can do it by yourself, but you can't do it without water.
2. This sport looks like two people are fighting. They wear gloves and special protection for their teeth and sometimes for their heads. Usually men do this sport. But in the past few years, women have been participating in this sport, too.
3. This sport is not very old. It started as just a fun activity for young people who wanted to try something different from skiing. It's kind of a mix between surfing and skiing. Sometimes it's called an extreme sport, but in 1998 it became part of the Winter Olympics. Some people think this sport will be more popular than skiing in the future.
4. This sport is thousands of years old. Today it's one of the most popular Olympic events because it's very beautiful to watch. Men and women need to have great flexibility, balance and strength as they perform exercises on the floor or on special equipment.
5. This sport is a game between two teams of nine or ten players. One player throws the ball to another, who tries to hit it with a stick as far as possible. Other players use gloves to catch the ball. This sport is especially popular in North America and Japan.





## Part 4 Real-World Tasks: Following Sports News

### 3 Sports News on the Radio page 196

**Announcer Bill:** And now, to Yao Lam and Kristin Fox for Faber College Weekend Sports!

**Kristin:** Thanks, Bill. Well it was a busy weekend in sports, wasn't it Yao?

**Yao:** Sure was, Kristin. Well, Faber College men's basketball lost a big game to State College, 76 to 72.

**Kristin:** Yeah, it was too bad—it was really close down to the last few seconds . . . On the other hand, our *women's* basketball team won their game easily. They beat Hamilton College 61 to 43.

**Yao:** They get stronger every game. Now turning to volleyball, the women got a rest this weekend, but the men's team played down at Washington Junior College, and they were just *unbeatable!*

**Kristin:** That's right—they won all three games: 21 to 15, 21 to 18 and 21 to 12. In the state college tennis tournament, we can be very proud of our own Johnson sisters.

**Yao:** Yeah, the twins are playing really well. Mary Johnson won her match without any trouble: 6-3, 6-2. It took her just half an hour to finish her opponent, Tina Lewis.

**Kristin:** Her sister Susan Johnson had to work a little harder, but also was a winner against her rival Lisa Kim. The scores for the sets were 6-4, 4-6, 7-5. It was the longest match of the day.

**Yao:** And finally, our women's soccer team is playing some matches on a tour down in Brazil.

**Kristin:** I wish I was down there reporting on that!

**Yao:** Me too. I understand they just finished their first game, and they almost beat the girls from College Club Rio.

**Kristin:** Really, what was the score?

**Yao:** Actually, it was a 3-3 tie—so no losers . . . well that's it, for Weekend Sports.

**Kristen and Yao:** Go Faber!!

# Vocabulary Index

## Chapter 1

advisor  
call me  
came over  
(come over)  
facilities  
move into  
No kidding!  
orientation  
placement test  
schedule  
sound  
stop by  
take

## Chapter 2

chance of  
chilly  
clear  
couldn't wait (can't wait)  
degrees  
extra  
fair skies  
fall  
freezing  
get a tan  
hiking  
how come  
incredible  
it's raining cats and dogs  
muddy  
overnight  
partly cloudy  
scared  
showers  
sick of (verb + *ing*)  
spring  
summer  
weather forecast  
winter

## Chapter 3

aisle  
beat  
calories  
cut down on  
decay  
dip  
fiber  
fry  
gain  
groceries  
in line  
ingredients  
melt  
pound  
produce  
quart  
serve  
skip  
source  
take checks  
tofu  
vitamins and minerals

## Chapter 4

advantage  
convenient  
crowded  
debit card  
disadvantage  
drop off (something  
or someone)  
dry cleaner  
give (someone) a ride  
have got to  
jaywalking  
laundry  
run errands  
smog

## Chapter 5

available  
closet  
fireplace  
fix  
furnished/unfurnished  
landlord  
leak  
lease  
month-to-month  
move (in/out)  
pretty  
raise  
stressed out  
studio  
vacancy

## Chapter 6

adult  
adulthood  
amazed  
ceremony  
doggie bag  
exotic  
handle  
impression  
lay  
leftovers  
logical  
look forward to (something)  
napkin  
passage  
patio  
responsible (for something)  
serve  
set the table  
silverware  
so far  
used to  
utensil  
the woods





### Chapter 7

aspirin  
boxing  
cardio  
discount  
eat right  
fever  
headache  
health club  
in good/bad shape  
jog  
lift weights  
locker room  
ought to  
prescription  
rest  
show (someone) around  
sore throat  
swim  
swollen  
upset stomach  
weak

### Chapter 8

average week  
block  
change channels  
channel surf  
couch potato  
hurt  
injury  
land  
passenger  
remote control  
run out of  
top story  
turn down the volume  
turn on the TV  
turn the TV off  
the TV  
waste of time

### Chapter 9

be up to  
box office  
cover charge  
good at  
graduation  
keep in touch  
live music  
make a reservation  
make sense  
on the road  
pre-med  
sales rep  
sci-fi movie  
service charge  
show times  
terrific  
vacancy

### Chapter 10

balance  
beat  
close  
compete  
confidence  
flexibility  
focus  
get in shape  
get into  
individual  
It was a close game.  
It was a tie!  
lose  
loser  
match  
opponent  
overtime  
rival  
score  
set  
stretch  
tennis match  
tie  
warm up  
What was the score?  
win  
winner

# Skills Index

## Academic Focus

- Academic Life Around the World, 2-21
- Cultures of the World, 100-119
- Entertainment and the Media, 142-159
- Experiencing Nature, 22-39
- Health, 120-141
- Home, 82-99
- In the Community, 62-81
- Living to Eat, or Eating to Live?, 40-61
- Social Life, 160-179
- Sports, 180-199

## Academic Skills

- Critical thinking. *See* **Critical Thinking**
- Organizing information.  
*See* **Graphic Organizers**
- Outlining, 190
- Questionnaires, 128-130, 171-173
- Taking notes
  - as aid to description, 158
  - on causes and effects, 50
  - comparing of with other students, 14, 18-19, 32, 50, 75, 80, 92, 153, 190
  - the four (five) W's for, 150-151, 153
  - hints for, 13
  - on main ideas, 13, 108, 152, 189-190
  - organizing notes into an outline, 190
  - on phone conversations, 138
  - on positive vs. negative aspects, 92
  - for recipes, 56
  - reviewing, 190
  - on specific information, 14, 31, 37, 50, 74, 80, 92, 109, 132, 152, 178
  - summarizing ideas using, 14, 32, 37, 50, 75, 92, 109, 133, 153, 169, 190

## Test-taking. *See* **Test-Taking Skills**

## Charts. *See* **Graphic Organizers**

## Connecting to the Topic, 3, 23, 41, 63, 83, 101, 121, 143, 161, 181

## Context (understanding new words from)

- Customs, differences in, 103, 111
- Eating places, 52-53
- Entertainment, 177
- Focus on Testing, 15, 35, 53, 75-76, 94, 112, 135, 154, 174, 192-193
- Identifying products and services in commercials, 154
- Identifying unusual details within

situations, 135

- Implied information, 94
- Importance of being able to guess meanings, 15
- Locations, 15-16, 53, 75-76
- Roommates, 94
- Seasons, 34-35
- Social skills, 163, 174
- Sports, 192-193

## Critical Thinking

- Comparing interests of old friends 170-171
- Completing a questionnaire and interpreting the results, 128-130
- Context, meaning from. *See* **Context**
- Distinguishing main ideas from details, 13-14, 31
- Explaining a process, 58, 89
- Gathering information from entertainment posters, 176-177
- Interpreting photographs, 3, 16-17, 23, 24, 32, 33, 34, 41, 42, 47, 49, 52, 63, 64, 71, 72, 76-77, 83, 84, 89, 98, 99, 101, 102, 118, 121, 134, 143, 155, 161, 162, 176-177, 181, 182, 191, 192-193
- Interpreting questionnaire results, 130
- Interviewing with possible follow-up questions, 48
- Locating information in a television program guide, 156-157
- Organizing information.  
*See* **Graphic Organizers**
- Predicting the content before listening, 12
- Speculating on the outcome of a situation, 60
- Summarizing research, 178
- Taking notes
  - on causes and effects, 50
  - organizing notes into an outline, 190
  - on positive vs. negative details, 92
  - summarizing ideas using key words from, 14, 32, 37, 50, 75, 92, 109, 133, 153, 169, 190
  - See also* **Academic Skills: Taking notes**

## Culture Notes

- Apologies, 113
- City blocks, as location and distance, 70
- Cooking measurements, 56





Dining customs, 115  
 Downtown vs. suburbs, 73  
 Etiquette vs. informality, 118  
 Introductions, 11  
 Prescriptions for medicine, 131  
 Psychologists, 136  
 Rules for camping areas and parks, 33  
 School year, 26  
 Tag questions, 126

**Discussion**

Connecting to the Topic, 3, 23, 41, 63, 83,  
 101, 121, 143, 161, 181  
 Post-listening, 8, 14, 28, 32, 46, 50-51, 69,  
 75, 88, 92-93, 106, 109-110, 118, 125,  
 133, 148, 153, 165, 169, 178, 186, 190-191  
 Pre-listening, 4, 12, 24, 30, 34, 42, 49, 52, 58,  
 64, 72, 84, 91, 102, 107, 111, 116, 122,  
 130, 144, 151, 162, 168, 176-177, 182, 188  
 Results (questionnaires), 128, 130, 171-173  
 Talk It Over, 16-17, 32, 35, 48, 51, 60, 76,  
 90-91, 95, 106, 110, 113, 128-130, 137,  
 153, 155, 170-173, 175, 194

**Focus on Testing (Using Context Clues),**  
 15, 35, 53, 75-76, 94, 112, 135, 154, 174,  
 192-193

**Graphic Organizers**

Charts, 16, 35, 38, 48, 50, 51, 53, 76, 92, 94,  
 97, 103, 109, 110, 111, 112, 131, 135, 153,  
 154, 156, 163, 174, 192-193  
 Concept map, 74  
 Four (five) W's, 150-151, 153  
 Matrix diagram, 111  
 Multi-column chart, 96-97  
 Problem-solution chart, 131, 132  
 T-chart, 29

**Group and Partner Work**

Charts (using), 38, 48, 51, 110, 111, 131  
 Collaborating on answers, 134  
 Comparing answers, 20, 35, 99  
 Discussion. *See Discussion*  
 Games, 32, 68, 194, 198  
 Interviewing, 38, 48, 90-91  
 Oral practice, 9, 10, 71, 79, 88-89, 127, 150,  
 158, 167, 168  
 Role-play, 11, 19, 20, 32, 33, 55, 76, 93, 95,  
 106, 114, 134, 136, 139-140, 178  
 Writing instructions for and teaching a  
 sport, 198

**In This Chapter,** 2, 22, 40, 62, 82, 100, 120,  
 142, 160, 180

**Language Tips**

Count and noncount nouns, 48  
 Fares, 80.

*H* at beginning of reductions, 87  
 Illness symptoms, 139  
 Weather reports, 36

**Listening Genres**

Advisor's presentation, 12-14  
 Health advice, 130-134  
 Health club tour, 122-125  
 House tour, 91-92  
 Instructions, 96-97, 98, 116-117  
 Lectures, 107-110  
 Narratives, 30-33  
 News reports, 150-153  
 Radio advice show, 49-51  
 Radio sportscast, 196  
 Speeches, 12-14, 188-191  
 Telephone calls, 18-19, 138, 177-178  
 Weather forecast, 36-37

**Listening Skills**

Apartment hunting, 85-87, 92  
 Camping, 31  
 Coming-of-Age ceremonies, 108-109  
 Comparing cities and towns, 73-74  
 Customs, differences in, 103-105, 108-109  
 Directions, 79, 80  
 Entertainment options, 177-178  
 Errands, 66-69  
 Food, 43-45, 59  
 Health advice, 132-133  
 Health appointments, 138-140  
 Health club tour, 124-125  
 Housesitting instructions, 96-97  
 Introducing yourself and others, 5-7  
 Martial arts, 183-185  
 Moving instructions, 98  
 News report, 152  
 Numbers (teens or tens), 46-47  
 Regional foods, 59  
 Setting a table, instructions for, 116-117  
 Shopping for food, 43-45  
 Social skills, 164-165, 168-169, 177-178  
 Sports, 183-186, 189-190, 196  
 Telephone conversations, 138, 177-178  
 Telephone messages, 18-19  
 Television habits discussion, 145-147  
 Television program guide, 157  
 Temperature, 36  
 Vacation plans, 25-28, 31  
 Weather, 36-37

**Listening Strategies**

Context, meaning from. *See Context*  
 Distinguishing between *can* and *can't*, 29  
 Distinguishing between *-ed* endings in



- past-tense verbs, 88
- Distinguishing between -s endings, 9
- Distinguishing intonation in exclamations, 166-167
- Distinguishing intonation in tag questions, 126-127
- Listening for details, 5, 14, 26, 43, 50, 66, 86, 104, 124, 146, 164, 169, 184, 190
- Listening for main ideas, 5, 13, 25, 31, 43, 50, 66, 73, 85, 92, 103, 108, 124, 132, 145, 152, 164, 168, 183
- Listening for reductions, 7-8, 27-28, 45, 67-69, 87, 105, 147, 185-186
- Listening for stressed words, 6-7, 26-27, 44, 66-67, 86, 104-105, 124-125, 146-147, 164-165, 184
- Listening for the North American "t", 187
- Taking notes on main ideas, 13, 152, 189-190
- Taking notes on specific information, 14, 31, 37, 50, 74, 92, 109, 132, 152, 178
- Note Taking.** *See Academic Skills: Taking notes*
- Post-Listening Activities,** 8-11, 14, 28-30, 46-47, 50-51, 69, 75, 88-89, 92-93, 106, 109-110, 118, 125-127, 133, 148, 153, 165-167, 169, 178, 186-187, 190-191
- Pre-Listening Activities,** 4-5, 12, 24-25, 30, 42-43, 49, 58, 64-65, 72-73, 84-85, 91, 102-103, 107-108, 111, 116, 122-123, 130-131, 144-145, 150-151, 162-164, 168, 176-177, 182-183, 188, 195
- Pronunciation.** *See Using Language: Pronunciation*
- Questionnaires**
- Joining an English Language Club, 171-173
- Stress, 128-130
- Reading, Maps,** 59, 78, 79
- Real-World Tasks**
- Dining customs, 115-118
- Directions, 77-80
- Entertainment, 176-178
- Health care advice and appointments, 138-140
- Housesitting, 96-97
- Moving furniture, 98-99
- Recipes and regional foods, 56-60
- Sports news, 195-196
- Telephone messages, 18-20
- Telephoning for directions, 80
- Telephoning for information, 20
- Television, 156-158
- Weather reports, 36-37
- Self-Assessment, Self-Assessment Logs,** 21, 39, 61, 81, 99, 119, 141, 159, 179, 199
- Speaking Skills**
- Abilities, 30
- Accidents, 151, 153
- Advertising discussion, 155
- Advice, asking for and giving, 133-134, 136
- Age minimum requirements, 110
- Apartment hunting, 84, 90-91, 92-93, 95
- Apologizing, 113-114
- Body language discussion, 4, 16-17
- Camping, 30
- Coming-of-age ceremonies, 107, 109-110
- Comparing cities and towns, 72, 75
- Compliments, giving and accepting, 167-168
- Count and noncount nouns, 48
- Customs, comparing, 107, 111, 113
- Customs, differences in, 102, 106, 109-110, 116, 118
- Dining customs and table manners, 116, 118
- Directions, asking for and giving, 77, 79-80
- ed endings in past-tense verbs, 88-89
- Entertainment options, 176, 178
- Errands, 64, 69
- Explaining a sport, 198
- Explaining rules, 33
- Food and nutrition, 49, 50-51, 58, 60
- Food shopping, 42, 46
- Free time, preferences for spending, 176, 178
- Health advice, 130, 133, 134, 136
- Health appointments, 139-140
- Health club tour, 122, 125
- Instructions, sports, 197-198
- Interviews
- apartments, 90-91
- food shopping habits, 48
- potential roommates, 95
- seasonal activities, 38
- Introducing yourself and others, 4, 10-11
- Likes and dislikes, 38
- Locations, 71
- Moving day description, 89
- Nature, 32
- Neighborhood descriptions, 71
- News report summary, 153
- Offering food, 60
- Opinions, expressing, 137, 148-150
- Party discussion, 175
- Playing "Fact or Fiction," 32
- Playing "Twenty Questions," 194
- Recipe discussion, 58
- Refusing food, 60
- Requests, making and answering, 93





- School orientation, 12, 14  
 Seasons, 35  
 Shopping for food, 42, 46  
 Smoking issues, 137  
 Social skills, 162, 165-166, 168, 169-171, 176-177, 178  
 Sports, 182, 188, 190-191, 192-193, 194, 195, 197-198  
 Stress questionnaire, 128, 129  
 Tag questions, intonation of, 127-128  
 Telephone messages, 19-20  
 Television programs, 157, 158  
 Television viewing habits, 144, 148  
 Travel, 102, 106  
 Using correct nouns and verbs to describe sports and athletes, 191  
 Vacation plans, 24  
 Weather, 28, 36
- Test-Taking Skills**  
 Checks (for answer that apply), 9, 39, 61, 81, 88, 99, 119, 141, 159, 179, 199  
 Circling correct responses, 46  
 Filling in the blanks, 5, 6-7, 8, 25, 26-28, 39, 43, 44, 45, 56, 59, 60, 61, 65, 66-67, 68, 70, 74, 81, 85, 86, 87, 99, 104-105, 113, 119, 123, 124-125, 128, 141, 145, 146-147, 159, 163-165, 179, 182-183, 184, 186, 199
- Focus on Testing. See Focus on Testing (Using Context Clues)**  
 Matching, 12, 30, 36, 49, 73, 91, 108, 116, 117, 134, 151, 156, 167, 188  
 Multiple choice, 16, 53, 76, 94, 112, 135, 154, 174  
 True/false questions, 5, 26, 43, 66, 86, 104, 146, 184
- Using Language**  
 Language function  
 abilities, talking about, 29  
 agreement and disagreement, 148-150  
 apologizing, 113-114  
 compliments, giving and receiving, 167-168  
 count and noncount nouns, 48  
 directions, asking for and giving, 77-80  
 forgetting a name, 11  
 formal vs. informal speech, 5, 7, 11, 93, 113, 149  
 instructions, sports, 197-198  
 introducing yourself and others, 10-11  
 likes and dislikes, 38  
 location descriptions, 70-71  
 offering food, 60  
 opinions, expressing, 137, 148-150  
 ordering in a restaurant, 54-55  
 recipes, 56-58  
 refusing food, 60  
 regional foods, 58-59  
 requests, making and answering, 93  
 sports, adding *-ing* or *-er* to verbs, 191  
 sports, instructions for, 197-198  
 tag questions, forming, 127-128  
 telephone, getting directions on, 80  
 telephone messages, 18-19  
 telephone numbers, 20  
 telephoning for information, 20  
 time expressions, 48  
 weather, 36-38
- Past tense, health advice discussed in, 133
- Pronunciation**  
 the North American "t," 187  
 "can" and "can't," 28-29  
 dropping the "h" sound, 185  
 "-ed" ending in past tense verbs, 88-89  
 intonation with exclamations, 166-167  
 intonation with tag questions, 126-127  
 numbers (teens or tens), 46-47  
 reductions, 7-8, 27-28, 45, 67-69, 87, 105, 147, 185-186  
 "-s" ending, 8-9  
 stressed words, 6-7, 26-27, 44, 66-67, 86, 104-105, 124-125, 146-147, 164-165, 184
- Vocabulary**  
 Accidents, 151, 153  
 Apartment hunting, 85, 88, 93  
 Body parts, 131  
 Coming-of-age ceremonies, 108, 109-110  
 Comparing cities and towns, 73, 75  
 Cooking, 56  
 Customs, differences in, 103, 106, 108, 109-110  
 Dining customs, 116, 118  
 Entertainment, 177, 178  
 Errands, 65, 69, 76-77  
 Food and nutrition, 49  
 Food shopping, 43, 46  
 Health advice, 131, 133  
 Health clubs, 123  
 Introducing yourself and others, 5  
 Orientation for school or work, 12, 14  
 Preview activities, 5, 12, 25, 36, 43, 49, 56, 65, 73, 85, 103, 108, 116, 123, 131, 145, 163-164, 177, 182-183, 188, 195  
 Shopping for food, 43, 46  
 Social life, 163-164, 177, 178



- Sports, 182-183, 186, 188, 191, 195
- Television viewing habits, 145, 148
- Vacation plans, 30, 32
- Weather, 25, 28, 36

**Writing**

- Apartment information, 90-91
- Charts. See Graphic Organizers**
- Definitions, 131
- Directions, 78
- Instructions, 198
- List of good qualities, 155
- Note taking. See Academic Skills:**
- Taking Notes**
- Questionnaires, 128-129, 171-173
- Self-Assessment Logs, 21, 39, 61, 81, 99, 119, 141, 159, 179, 199
- Test taking. See Test-Taking Skills**



تم الحمد لله الانتهاء من العمل في الساعة 05.03 فجرا في يوم السبت الموافق 1433/10/28 هـ  
و لقد استغرق منى العمل ثلاث ايام

و من اجل ان تعم الفائدة لإخواني و اخواتي طلبة العلم حاضرا و مستقبلا لقد قمت بإنزال

كتاب **interactions 1 listening and speaking**

و تحويله الى نسخة ( pdf ) لكي يسهل العثور عليه من خلال البحث عنه

أرجو من الله تعالى لي ولكم التوفيق و النجاح و ان يشفى جميع المسلمين و المسلمات

و ان يغفر لي و لوالدي و للمسلمين و المسلمات الاحياء منهم و الاموات

و صلى الله على سيدنا محمد و على آله و صحبه أجمعين

اختكم **bander\_rose**



## Student's Book Facts

'Listening strategies' sections	47
'Speaking strategies' sections	43
'Pronunciation strategies' sections	26
'Critical thinking skills' sections	40
'Vocabulary building' sections	39
TOEFL <sup>®</sup> IBT Focus on Testing <sup>™</sup> sections	10
Self-Assessment logs	10
Audioscripts	✓
Chapter-by-chapter vocabulary index	✓

**Interactions/Mosaic** is a newly revised, comprehensive program designed to prepare students for academic success. The program integrates chapter themes across the four skill strands and articulates the books up and down the proficiency levels.

New to this edition:

- ▶ **Updated content** specifically for the Middle East prepares students for the type of work they will encounter in real-world academic situations
- ▶ Enhanced focus on **vocabulary building, test-taking, and critical thinking strategies** provides students with the tools they need for academic success
- ▶ Teacher-approved, contemporary, fresh **full-color design** deepens the learning experience
- ▶ **Focus on testing** for TOEFL<sup>®</sup> IBT sections written by a team of testing experts bring students valuable test-taking tips and strategies
- ▶ **Self-assessment** logs encourage students to evaluate their learning
- ▶ Robust **teacher support package** with upgraded Teacher's Books and new *EZ Test* CD-ROMs offers teachers a wealth of reinforcement and extension materials
- ▶ An **emphasis on Best Practices** promotes excellence in teaching and learning

Other components for this level:

- ▶ Listening & Speaking Teacher's Edition
- ▶ Listening & Speaking Audio Program
- ▶ Reading Student's Book
- ▶ Reading Teacher's Edition
- ▶ Reading Audio Program
- ▶ Reading EZ Test CD-ROM
- ▶ Writing Student's Book
- ▶ Writing Teacher's Edition
- ▶ Online Learning Center



[www.mhhe.com/interactionsmosaic](http://www.mhhe.com/interactionsmosaic)

ISBN-13: 978-0-07-711649-1  
ISBN-10: 0-07-711649-6



9 780077 116491