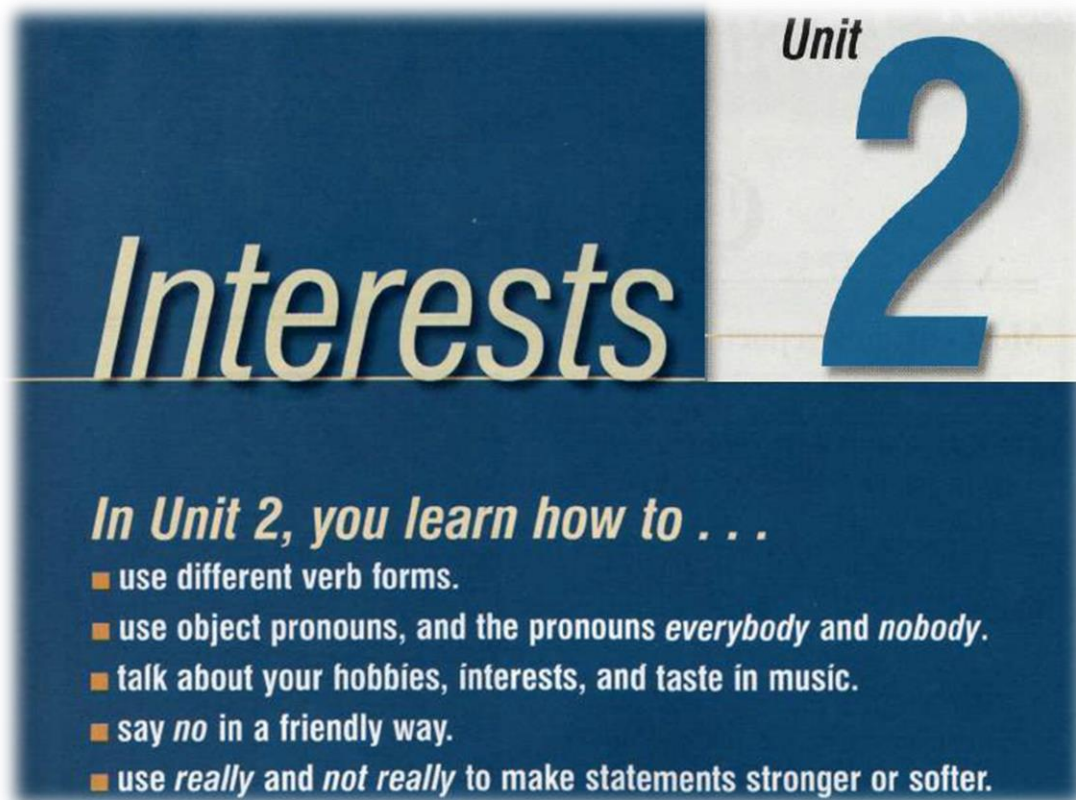


English 101

Lecture (8)

A graphic for Unit 2 titled 'Interests'. The word 'Interests' is written in a large, white, italicized serif font on a dark blue background. To the right, the word 'Unit' is in a small black font above a large, blue, stylized number '2'. Below this, the text 'In Unit 2, you learn how to . . .' is followed by a bulleted list of five items.

Interests

Unit **2**

In Unit 2, you learn how to . . .

- use different verb forms.
- use object pronouns, and the pronouns *everybody* and *nobody*.
- talk about your hobbies, interests, and taste in music.
- say *no* in a friendly way.
- use *really* and *not really* to make statements stronger or softer.

Lesson B

Grammar :
Object pronouns
Everybody and nobody

Object Pronouns

Number	person	Gender	Subject pronouns	Object pronouns
Singular	1 st	Male/female	I	Me
	2 nd	Male/female	You	You
	3 rd	Male	He	Him
		Female	She	Her
		Neuter	It	It
Plural	1 st	Male/female	We	Us
	2 nd	Male/female	You	You
	3 rd	Male/female/Neuter	They	them

Example :

1) **I** study with Ahmad .

Ahmad studies with **me**

2) **You** call me .

I call **you**

3) **He** runs fast

I respect **him**

4) **She** is clever.

Do you know **her**?

5) **We** are at home.

☑Fahd drove **us** home

6) **It** doesn't work.

Can you fix **it**?

7) Do **you** need a table for three?

Should I send the message to all of **you**.

8) **They** play football.

☑I want to visit **them**.

I'm a singer. That's **me** on the CD.
You're a musician? I'd like to hear **you**.
She's pretty good. I like **her**.
He's not a good singer. I don't like **him**.

It's a nice song. I like **it**.
We play in a band. Come listen to **us**.
They're local guys. Do you like **them**?

Grammar: object pronouns

EVERYBODY & NOBODY

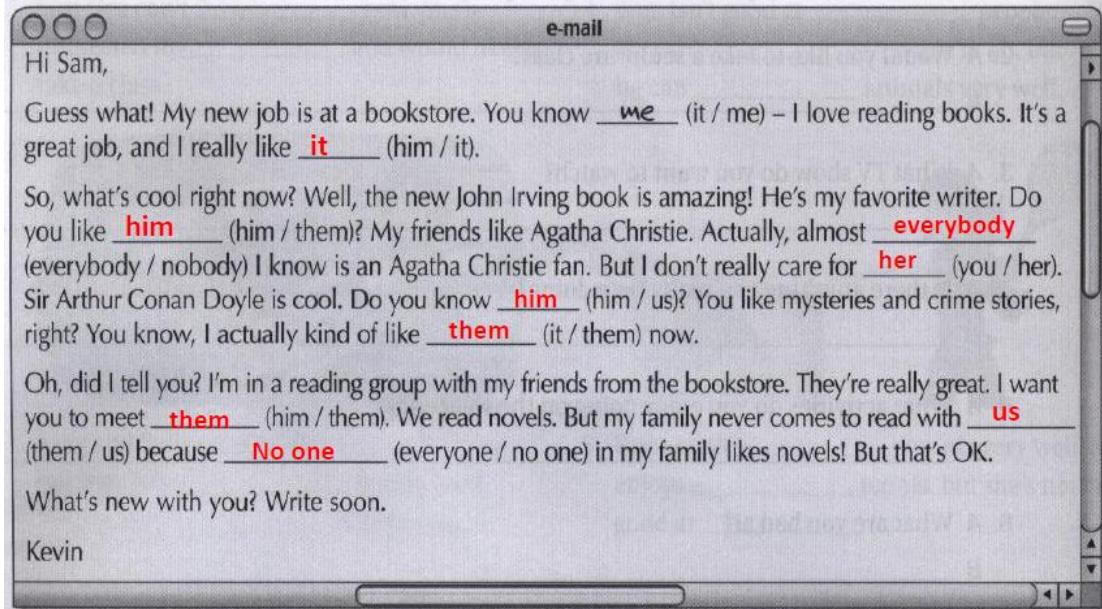
- 1. All the students are here today.
- 2. There are no students here today.

- A. Nobody is here today. No one is here today.
- B. Everybody is here today. Everyone is here today.

I'm a singer. That's me on the CD.	It's a nice song. I like it .	Everybody	likes pop.
You're a musician? I'd like to hear you .	We play in a band. Come listen to us .	Everyone	
She's pretty good. I like her .	They're local guys. Do you like them ?	Nobody	
He's not a good singer. I don't like him .		No one	

EXERCISE: OBJECT PRONOUNS

Complete Kevin's e-mail with the correct pronouns.



COMPLETE THE QUESTIONS WITH **OBJECT PRONOUNS**.

COMPLETE THE ANSWERS WITH **EVERYBODY** OR **NOBODY**.

- A I read science fiction a lot. Do you read it too?

B Yes. Everybody in my class reads science fiction.
- A Elliot Martin – he was on TV last night. Do you know HIM ?

B Of course I do. EVERYBODY knows Elliot Martin.
- A I don't really like poetry. Do you ever read IT ?

B No, never. NOBODY in my family likes it.
- A I like Sir Arthur Conan Doyle and Agatha Christie. They're good crime writers. What do you think of THEM ?

B Oh, they're great. Almost EVERY BODY reads their books.
- A My favorite writer is John Irving. Do you like HIM ?

B Yeah, I do. He's one of the best. NOBODY writes books like he does.

LESSON C :
I REALLY LIKE MAKING THINGS.

I really like making things.

*In this Lesson, we will learn how to Say **no** in a friendly way.
Use **really** and **not really** to make statements stronger or softer.

NEW VOCABULARY :

Knit: to make clothes, etc. by using two long needles to connect wool or another type of thread into joined rows.

e.g. She's busy **knitting** baby clothes.



NEW VOCABULARY

Sweater: a piece of clothing made from wool which covers the upper part of the body and the arms, and which does not open at the front.


e.g. a red woolly **jumper**



NEW VOCABULARY

Sew: to join two pieces of cloth together by putting thread through them with a needle.

e.g. My grandmother taught me to sew.



NEW VOCABULARY

Crochet: to make clothes and other things using wool and a special needle with a hook (= curve) at one end.
e.g. **crocheted** shawl.



NEW VOCABULARY

Photography: (the activity or job of taking) photographs or films.

e.g. The film won an award for its **photography**.



I really like making things.

1 Conversation strategy Saying no in a friendly way

A What can you add to this answer to make it sound friendly?

A Do you have any hobbies?

B No, I don't have a lot of free time.

Now listen. What hobbies do Mei and Mary have?



Mary What are you knitting, Mei?

Mei A sweater. It's for my sister.

Mary Nice. Do you make a lot of things?

Mei Yeah. I really enjoy knitting. I guess it's my main hobby. Do you have any hobbies?

Mary Um, no. I don't really have much time for hobbies. But I like to take photos. Do you do any photography?

Mei No, not really, um . . . I'm not really into photography. I prefer knitting, sewing, . . . I really like making things. But I'd love to see your pictures sometime.

Mary Oh, well, I have some on my computer. Stop by my desk after lunch, and I can show them to you.

Notice how Mei and Mary say more than just no when they answer questions. They want to be friendly or polite, so they say more. Find examples in the conversation.

"Um, no. I don't really have much time for hobbies. But I like to . . ."

MATCH THE QUESTIONS WITH ANSWERS.

1. Do you have a lot of hobbies? e
2. Do you like making things? a
3. Are you interested in cooking? f
4. Are you into photography? d
5. Can you knit or crochet? g
6. Do you collect anything? c
7. Are you good at fixing cars? b

- a. Um, no. I'm not really good with my hands.
- b. Not really. I'm not very mechanical.
- c. No, I don't. A friend of mine collects coins, though.
- d. Well, no. I don't even have a camera.
- e. No, not really. I don't have a lot of free time.
- f. Not really, but I like to bake cakes and things.
- g. No, but my sister can. She makes her own sweaters.

Really / Not really

You can use *really* to make statements stronger and to make negative statements softer.



- I really enjoy knitting.
- I really like making things.
- I'm not really into photography

Not really can also be a polite way to answer no.



- I don't really have much time for hobbies
- No, not really